

sanindusa®



LIFEMOMENTS



## ÍNDICE INDEX

Sanindusa	4
Designers	6
Glossário Glossary Glossaire	8
Misturadoras Mixers Robinetterie	12
Acessórios Accessories Accessoires	96
Spas	126
Banheiras Bathtubs Baignoires	140
Bases de duche Shower trays Receveurs de douche	174
Hidromassagem Hydromassage Hydromassage	220
Divisórias Shower enclosures Cabines de douche	244
Louça sanitária Sanitary ware Appareils sanitaire	278
Lavatórios Wash basins Lavabos	360
Peças especiais Special pieces Pièces spéciales	404
Produtos para pessoas com mobilidade condicionada Products for people with limited mobility Produits pour personnes à mobilité réduite	412
Kids	434
Móveis Furniture Meubles	442
Lava-louças Sinks Éviers	492



## **Sanindusa, empresa reconhecida pelo seu Design, Qualidade e excelente Imagem de Marca.**

Foi com grande determinação e empenho que ao longo destes anos, a Sanindusa conquistou a excelente imagem de marca e confiança que tem junto dos seus clientes. O sucesso apenas nos serviu como estímulo, mas por outro lado foi um convite a enfrentar novos desafios, apostando em novas tecnologias e no desenvolvimento de mecanismos de informação e inovação que facilitem a excelente prestação de serviço que já nos caracteriza. Não falamos apenas no mercado nacional, mas também nos mercados externos.

Desde o início da laboração em 1993 que o Grupo exportou os seus produtos e hoje, é com agrado que estamos presentes com os nossos produtos em 84 países, distribuídos pelos 4 cantos do mundo. Os mercados externos foram, desde o início da actividade, vistos como essenciais para o crescimento que a administração se propôs a alcançar. Estrategicamente a administração elegeu como principais factores para o sucesso, a qualidade, o design, a inovação, o serviço e a competitividade.

## **Sanindusa company recognized for its design, quality and excellent Brand Image.**

It was with great determination and commitment that over the years, Sanindusa won an excellent brand image and confidence that has among its clients. The success only served as a stimulus, but on the other hand was an invitation to face new challenges, with new technologies and the development of mechanisms for information and innovation to facilitate the provision of excellent service which characterize us. We don't talk only in the domestic market, but also in foreign markets.

Since the beginning of laboring in 1993 the Group exported its products and today, we're pleased that we have our products in 84 countries, distributed by the 4 corners of the world. Foreign markets were, from the beginning of the activity, seen as essential for the growth that the administration set out to achieve. Strategically, management was elected as main factors for success quality, design, innovation, service and competitiveness.

## **Sanindusa, une entreprise reconnue pour son Design, sa Qualité et son excellente image de marque.**

C'est avec grande détermination et engagement qu'au fil des années, Sanindusa a su conquérir une excellente image de marque et de confiance auprès de ses clients. Le succès nous a encouragé à relever de nouveaux défis, en misant sur les nouvelles technologies et sur le développement de systèmes d'informations et innovation, qui facilitent l'excellente prestation de service qui nous caractérise déjà. Nous ne faisons pas allusion seulement au marché national, mais aussi aux marchés externes.

Depuis le début de notre activité en 1993, le Groupe exporte ses produits et aujourd'hui, c'est avec un immense plaisir que nous voyons nos produits présents dans 84 pays, distribués aux quatre coins de la Terre. Les marchés externes ont été considérés, depuis le début, comme essentiels pour le développement que l'administration s'était fixé pour but. L'Administration a choisi comme stratégie le succès, la qualité, le design, l'innovation, le service, et la compétitivité.



### Suzana Nobre

Nascida em Luanda, vive em Aveiro. Licenciada em Design Industrial pelo IADE em 1995, Pós graduação em Design de produto pelo Centro Português de Design e a Glasgow School of Arts em 1995/96.

Iniciou a sua colaboração com a Sanindusa em 1996 através de um estágio integrado no programa "Jovens designers para a indústria".

Entre os projetos contam-se a série Advance, misturadora Step, cabine Sensis e base de chuveiro Open.

*Suzana Nobre*



### Emanuel Rufo

Nascido na Murtosa, vive em Estarreja. Licenciado em design industrial, com Mestrado em Design, Materiais e Gestão do Produto pela Universidade de Aveiro. É designer residente na Sanindusa desde 2003.

Autor de diversos projetos: Sanitários Newday, Urb.y, Wc Kids, Easy, Status, Look; misturadoras T, Limit, Start, Line 42; lavatórios Flux, Sign, Frame, Note, Flat, Blend, Clean; Spas Aqua Natura, divisórias Cristal e Versus.

*Emanuel Rufo*



### Melissa Vilar

Nasceu nos EUA em 1977. Melissa Vilar, é formada em Design de Produto desde 2001, pela Escola Superior de Arte e Design - ESAD de Matosinhos.

Após o estágio na Marinha Grande proporcionado pelo 1º prémio do concurso Jovem Designer começa a sua actividade profissional como Designer residente na Sanindusa .

Destaca produtos como os lavatórios Morfys, Join, Blok, Ring & Round e as séries Sanibold e Sanlife.

"Facilitar a vida do quotidiano às pessoas é uma preocupação, mas ao mesmo tempo é importante criar produtos afectuosos e alegres".

*Melissa Vilar*

Born in Luanda, lives in Aveiro. Graduated in Industrial Design from IADE in 1995, Masters Degree in Design of product by the Portuguese Design Centre and the Glasgow School of Arts in 1995/96. She began her collaboration with Sanindusa in 1996 through an integrated internship program called "Young designers for the industry."  
The projects include the Advance series, Step mixers, Sensis hydromassage cabin and Open shower trays.

Susana Nobre est née à Luanda (Angola). Elle vit actuellement à Aveiro. Elle obtient une licence en Design Industriel par l'IADE en 1995, et un diplôme en Design délivré par le Centro Português de Design et la Glasgow School of Arts en 1995/96. Sa collaboration avec Sanindusa commença par un stage en 1996 inséré dans le programme « Jeunes designer pour l'Industrie ». La série Advance, le mitigeur Step, la cabine Sensis et le receveur de douche Open sont les projets qui la distinguent.





























Born in Murtosa, lives em Estarreja. A degree in industrial design, with a Masters Degree in Design, Materials and Product Management at the University of Aveiro. He is a resident designer at Sanindusa since 2003. Author of several projects: Newday Sanitary, Urb.y, Wc Kids, Easy, Status, Look; T mixers, Limit, Start, Line 42; Flux sinks, Sign, Frame, Note, Flat, Blend, Clean; Spas Aqua Natura, Crystal and Versus shower enclosures.

Emanuel Rufo est né à Murtosa (Portugal). Il vit actuellement à Estarreja. Il fait ses études supérieures à l'Université d'Aveiro et obtient une licence en Design Industriel et un master en Design, Matériaux et Gestion de Produits. Il est Designer résident de Sanindusa depuis 2003 et est l'auteur des projets suivants : ensembles sanitaires New Day, Urb.y, WC Kids, Easy, Status, Look; mitigeurs T, Limit, Start, Line 42; vasques et lavabos Flux, Sign, Frame, Note, Flat, Blend, Clean; Spas Aqua Natura; parois de douche Cristal et Versus




She was born in the US in 1977. Melissa Vilar, has a degree in Product Design since 2001, by the Art and Design School - ESAD in Matosinhos.  
After the internship in Marinha Grande provided by 1st Young Designer Contest prize she begins his professional activity as Designer resident in Sanindusa. Highlights products such as Morfys, Join, Blok, Ring & Round washbasins and Sanibold and Sanlife series.  
"Making people's life easier everyday is a concern, but at the same time it is important to create affectionate and cheerful products."

Melissa Vilar est née aux États-Unis en 1977. Elle possède un diplôme de Design de Produit depuis 2001, délivré par l'Escola Superior de Arte e Design - ESAD de Matosinhos. Après un stage à Marinha Grande comme récompense du premier prix du concours « Jeune designer », elle fait ses premiers pas dans la vie professionnelle à Sanindusa comme Designer résidente. Elle est l'auteur des vasques Morfys, Join, Blok, Ring & Round et les séries Sanibold et Sanlife. «Faciliter le quotidien des personnes est une de mes préoccupations, mais créer des produits affectueux et joyeux est tout aussi important pour moi.»













## MISTURADORAS | MIXERS | ROBINETTERIE

 <b>VDA</b> Pop-up waste Vidage	 <b>Chuveiro de mão</b> Hand Shower Douchette	 <b>Desviador</b> Diverter Inverseur	 <b>Entrada de água</b> Water supply Entrée d'eau
 <b>Sistema Eco</b> Eco system Système Eco	 <b>Sistema de limpeza fácil</b> Easy-to-clean system Système easy-to-clean	 <b>Anti-escaldão</b> Anti-scald Antibrûlure	 <b>Termostática</b> Thermostatic Thermostatique
 <b>Torneira</b> Tap Robinet	 <b>Com filtro</b> With filter Avec filtre	 <b>Sénior</b>	 <b>Manípulo clínico</b> Medical Lever Levier Medical
 <b>Castelos cerâmicos</b> Ceramic Head Têtes céramiques	 <b>3 furos</b> 3 holes 3 trous	 <b>Para urinol</b> For urinal Pour urinoir	 <b>Para sanita</b> For wc Pour cuvette
 <b>Temporizada</b> With timer Avec temporisateur	 <b>Misturadora eletrónica</b> Electronic mixer Mitigeur électronique	 <b>Eletrónica</b> Electronic Électronique	 <b>Bateria</b> Battery Pile
 <b>Transformador</b> Transformer Transformateur	 <b>LED</b>	 <b>Chuva</b> Rain Pluie	 <b>Chuva intensa</b> Hard rain Pluie intense
 <b>Massagem regeneradora</b> Booster massage Massage régénérateur	 <b>3 vias</b> 3 way 3 voies	 <b>4 vias</b> 4 way 4 voies	 <b>Válvula tic tac</b> Tic tac pop-up waste Vidage tic tac

## ACESSÓRIOS | ACCESSORIES | ACCESSOIRES













 <b>Iluminação</b> Light Éclairage	 <b>Direita</b> Right Droite	 <b>Esquerda</b> Left Gauche
--	---	---

## SPA














 <b>Número de pessoas</b> Number of persons Nombre de personnes	 <b>Número de pessoas deitadas</b> Number lying persons Nombre de personnes couché	 <b>Kg</b> <b>Peso</b> Weight Poids	 <b>Kg</b> <b>Peso com água</b> Weight with water Poids avec eau
 <b>Injetores</b> Jets	 <b>Iluminação</b> Lightning Éclairage	 <b>Cromoterapia</b> Chromotherapy Chromothérapie	 <b>Tensão</b> Voltage Tension
 <b>Cobertura térmica</b> Thermal cover Couverture thermique	 <b>Escadas</b> Stairs Escalier	 <b>Opcional</b> Optional Option	 <b>Kit</b>












## BANHEIRAS | BATHTUBS | BAIGNOIRES

-  **Dimensões (centímetros)**  
Dimensions (centimeters)  
Dimensions (centimètres)
-  **Válvula**  
Waste  
Vidage
-  **Kit pés de banheira**  
Fixing feet set  
Jeu de pieds baignoire (kit fixation)
-  **Capacidade (litros)**  
Capacity (liters)  
Capacité (litres)
-  **Sistema X90**  
X90 system  
Système X90
-  **Sistema TOP**  
TOP system  
Système TOP
-  **Sistema EASY**  
EASY system  
Système EASY
-  **Sistema BODYLINE**  
BODYLINE system  
Système BODYLINE
-  **Sistema TWOSPACE**  
TWOSPACE system  
Système TWOSPACE
-  **Painéis**  
Panels  
Panneaux
-  **Direita**  
Right  
Droite
-  **Esquerda**  
Left  
Gauche







## BASES DE DUCHE | SHOWER TRAYS | RECEVEUR DE DOUCHE

-  **Face não vidrada**  
Unglazed face  
Face non vernie
-  **Pousar**  
To place  
À poser
-  **Encastrar**  
Countertop  
À encastrer
-  **Altura reduzida**  
Reduced height  
Hauteur réduite
-  **Plana**  
Flat  
Plat
-  **Válvula**  
Shower waste  
Bonde de douche
-  **Estrado para base de duche**  
Platform for shower tray  
Caillebotis pour receveur de douche
-  **Direita**  
Right  
Droite
-  **Esquerda**  
Left  
Gauche
-  **Antiderrapante**  
Anti-slip  
Antidérapant
-  **Textura**  
Texturized  
Texture
-  **Base de duche**  
Shower tray  
Receveur de douche
-  **Banco para base de duche**  
Seat for shower tray  
Siège pour receveur de douche




















## HIDROMASSAGEM | HYDROMASSAGE | HYDROMASSAGE

-  **Chuveiro de mão**  
Hand Shower  
Duchette
-  **Termostática**  
Thermostatic  
Thermostatique
-  **Chuva**  
Rain  
Pluie
-  **Chuva intensa**  
Hard rain  
Pluie intense
-  **Massagem regeneradora**  
Booster massage  
Massage régénérateur
-  **Função Bluetooth**  
Bluetooth function  
Fonction Bluetooth
-  **Função música**  
Music function  
Fonction musique
-  **Função chamada**  
Call function  
Fonction appel
-  **Cromoterapia**  
Cromotherapy  
Chromothérapie










## DIVISÓRIAS | SHOWER ENCLOSURES | CABINES DE DOUCHE

-  **Dimensões (centímetros)**  
Dimensions (centimeters)  
Dimensions (centimètres)
-  **Kit de montagem**  
Assembly set  
Kit d'assemblage
-  **Para base de canto**  
For corner shower tray  
Pour receveur de douche d'angle
-  **Direita**  
Right  
Droite
-  **Esquerda**  
Left  
Gauche
-  **Reversível**  
Reversible  
Réversible







## LOUÇA SANITÁRIA | SANITARY WARE | APPAREILS SANITAIRE

-  **Lavatório de pousar**  
Basin to place  
Lavabo à poser
-  **Lavatório de encastrar por cima**  
Over countertop basin  
Lavabo à encastrer sur
-  **Lavatório de encastrar por baixo**  
Under countertop basin  
Lavabo à encastrer par-dessous
-  **Antibacteriano**  
Anti-bacterial  
Antibactérien
-  **Lavatório de semi-encastrar**  
Semi recessed wash basin  
Lavabo semi-encastré
-  **Lavatório de parede**  
Wall hung wash basin  
Lavabo suspendu
-  **Tanque com dupla descarga**  
Cistern with double discharge  
Chasse d'eau 3/6L
-  **Tampo**  
Cover  
Abattant
-  **Slowclose**
-  **Suspensão**  
Wall hung  
Suspendu(e)
-  **Entrada de água lateral**  
Lateral water supply  
Alimentation latérale
-  **Peso estático máximo 400kg**  
Maximum static weight 400kg  
Capable de résister à un poids allant jusqu'à 400kg.
-  **Entrada de água lateral**  
Lateral water supply  
Alimentation latérale
-  **Sem overflow**  
Without overflow  
Sans overflow
-  **Sem furo para torneira**  
Without hole for tap  
Sans percement pour robinetterie
-  **Com 3 furos para torneira**  
With 3 tap holes  
Avec 3 trous pour robinet
-  **Com 2 furos para torneira**  
With 2 tap holes  
Avec 2 trous pour robinet
-  **Com furação para tampo**  
With holes for cover  
Avec percement pour abattant
-  **Sénior**


## LAVATÓRIOS | WASHBASINS | LAVABOS

-  **Lavatório de encastrar por baixo**  
Under countertop basin  
Lavabo à encastrer par-dessous
-  **Lavatório de encastrar por cima**  
Over countertop basin  
Lavabo à encastrer sur
-  **Lavatório de pousar**  
Basin to place  
Lavabo à poser
-  **Lavatório de semi-encastrar**  
Semi recessed wash basin  
Lavabo semi-encastré
-  **Lavatório de parede**  
Wall hung wash basin  
Lavabo suspendu
-  **Sem overflow**  
Without overflow  
Sans overflow
-  **Sem furo para torneira**  
Without hole for tap  
Sans percement pour robinetterie
-  **Direita**  
Right  
Droite
-  **Esquerda**  
Left  
Gauche


## PEÇAS ESPECIAIS | SPECIAL PIECES | PIÈCES SPÉCIALES

- |   |   |  |   |
|---|---|--|---|
|  <b>Antibacteriano</b><br>Anti-bacterial<br>Antibactérien |  <b>Lavatório de parede</b><br>Wall hung wash basin<br>Lavabo suspendu |  <b>Entrada de água</b><br>Water supply<br>Entrée d'eau |  <b>Eletrónica</b><br>Electronic<br>Électronique |
|  <b>Slowclose</b>   |  <b>Sem água</b><br>Without water<br>Sans eau                          |  |   |







## PRODUTOS PARA PESSOAS COM MOBILIDADE CONDICIONADA | PRODUCTS FOR PEOPLE WITH LIMITED MOBILITY PRODUITS POUR PERSONNES À MOBILITÉ RÉDUITE

- |   |  |   |  |
|---|--|---|--|
|  <b>Antibacteriano</b><br>Anti-bacterial<br>Antibactérien   |  <b>Mobilidade condicionada</b><br>Limited mobility<br>Mobilité réduite |  <b>Lavatório de parede</b><br>Wall hung wash basin<br>Lavabo suspendu                             |  <b>Slowclose</b>                             |
|  <b>Suspenso</b><br>Wall hung<br>Suspendu/e   |  <b>Antiderrapante</b><br>Anti-slip<br>Antidérapant                     |  <b>Tanque com dupla descarga</b><br>Cistern with double discharge<br>Chasse d'eau double décharge |  <b>Sénior</b>                                |
|  <b>Direita</b><br>Right<br>Droite  |  <b>Esquerda</b><br>Left<br>Gauche                                      |  <b>Para urinol</b><br>For urinal<br>Pour urinoir  |  <b>Para sanita</b><br>For wc<br>Pour cuvette |
|  <b>Peso estático máximo 150kg</b><br>Maximum static weight 150kg<br>Capable de résister à un poids allant jusqu'à 150kg. |  |   |  |




## KIDS

- |  |   |  |
|--|---|--|
|  <b>Gaveta</b><br>Drawer<br>Tiroir |  <b>Lavatório de encastrar</b><br>Countertop basin<br>Lavabo à encastrer |  <b>Válvula</b><br>Pop up waste<br>Vidage |
|--|---|--|

## MÓVEIS | FURNITURE | MEUBLES

- |  |   |   |   |
|--|---|---|---|
|  <b>Iluminação</b><br>Light<br>Éclairage/Lumière   |  <b>Lavatório de encastrar</b><br>Countertop basin<br>Lavabo à encastrer |  <b>Porta</b><br>Door<br>Porte |  <b>Gaveta</b><br>Drawer<br>Tiroir |
|  <b>Toalheiro</b><br>Towel rail<br>Porte-serviette |  <b>Desembaciador</b><br>Defroster<br>Dégivreur                          |   |   |

## LAVA-LOUÇAS | SINKS | ÉVIERS

- |  |  |   |
|--|--|---|
|  <b>Furação pré-esboçada</b><br>Holes pre-sketched<br>Trous pré-esquisse |  <b>Tapa furos</b><br>Hole cover<br>Cache |  <b>Válvula</b><br>Waste<br>Vidage |
|--|--|---|



**VDA**  
Pop-up waste  
Vidage



**Chuveiro de mão**  
Hand shower  
Douchette



**Desviador**  
Diverter  
Inverseur



**Entrada de água**  
Water supply  
Entrée d'eau



**Sistema Eco**  
Eco system  
Système Eco



**Sistema de limpeza fácil**  
Easy-to-clean system  
Système easy-to-clean



**Anti-escaldão**  
Anti-scald  
Antibrûlure



**Termostática**  
Thermostatic  
Thermostatique



**Torneira**  
Tap  
Robinet



**Com filtro**  
With filter  
Avec filtre



**Sénior**



**Manípulo clínico**  
Medical lever  
Lever medical



**Castelos cerâmicos**  
Ceramic head  
Têtes céramiques



**3 furos**  
3 holes  
3 trous



**Para urinol**  
For urinal  
Pour urinoir



**Para sanita**  
For wc  
Pour cuvette



**Temporizada**  
With timer  
Avec temporisateur



**Misturadora eletrónica**  
Electronic mixer  
Mitigeur électronique



**Eletrónica**  
Electronic  
Électronique



**Bateria**  
Battery  
Pile



**Transformador**  
Transformer  
Transformateur



**LED**



**Chuva**  
Rain  
Pluie



**Chuva intensa**  
Hard rain  
Pluie intense



**Massagem regeneradora**  
Booster massage  
Massage régénérateur



**3 vias**  
3 ways  
3 voies



**4 vias**  
4 ways  
4 voies



**Válvula tic tac**  
Tic tac pop-up waste  
Vidage tic tac

# MISTURADORAS MIXERS ROBINNETTERIE



Casa de banho  
Bathroom  
Salle de bain

Série T	24
WCA	26
Status	30
<b>N</b> Line 42	32
Tube	36
Tube Eco	36
Ícone	42
Ícone Eco	42
Step	44
Torus	45
Alfa	48
Limit	50
Single	51
Start	53
Easy	54
B-Touch	56
Cetus Basic	58
Rimini	59
Acrópole	61
Lock	63
Eco	64

Eletrónicas  
Eletronic  
Électroniques

Basic	66
Hera	67
Bio	68
Tube	69
Square	70
Spot	71
Score	72
Unit	72
Plan	73

Cozinha  
Kitchen  
Cuisine

Chuveiros  
Hand-shower  
Douchette

Pinhas e hastes  
Head showers and arms  
Pommeau et bras de douche

Rampas  
Sliding rail  
Barre de douche

Kits 93



## GARANTIA

A Sanindusa assegura aos seus clientes uma garantia de **2 anos** nas torneiras electrónicas e **5 anos** para as restantes torneiras e misturadoras. A garantia apenas cobre defeitos de funcionamento das peças e dos componentes de cada equipamento.

## WARRANTY

Sanindusa ensures a **2-year** warranty for the electronic faucets and **5-years** for the remaining faucets. The warranty only covers malfunction of pieces and components of the equipment.

## GARANTIE

Les robinets électroniques Sanindusa sont garantis **2 ans** et les autres robinets, **5 ans**. La garantie ne couvre que les défauts de fonctionnement des pièces et des composants de chaque équipement.



## MISTURADORAS ECO

A Sanindusa, no seguimento da sua política de proteção e defesa do meio ambiente, tem vindo a desenvolver campanhas de promoção de incentivo a comportamentos ecológicos e, ao mesmo tempo, apostado no desenvolvimento de produtos que reduzam os consumos de água e energia ao máximo. É como resultado deste investimento que apresentamos as séries Tube Eco e Ícone Eco, equipadas com um regulador de caudal que possibilita uma economia até 50% no consumo de água e gera uma redução de energia necessária ao aquecimento da água. Este dispositivo reduz também as variações de pressão na rede quando várias torneiras estão abertas em simultâneo.

## ECO MIXERS

Following its policy of protection and defence of the environment, Sanindusa has been developing promotional campaigns to encourage environmentally-friendly behaviour, while investing in the development of products that reduce water and energy consumption to the maximum. As a result of this investment, we now present the Tube Eco and Ícone Eco series, equipped with a flow regulator that allows saving up to 50% in water consumption, while generating a reduction in the energy needed for heating water. This device also reduces the pressure variations in the network (when multiple faucets are open at the same time).

## MITIGEURS ECO

Suite à sa politique de protection et de défense de l'environnement, Sanindusa a développé des campagnes promotionnelles encourageant les comportements écologiques et, en même temps, a investi dans le développement de produits qui réduisent les consommations en eau et en énergie au maximum. Nous vous présentons le résultat de cet investissement : les séries Tube Eco et Ícone Eco, équipées d'un régulateur de débit qui permet d'économiser jusqu'à 50% de la consommation en eau et de réduire l'énergie nécessaire pour chauffer l'eau. Ce dispositif réduit également les variations de pression sur le réseau lorsque plusieurs robinets sont ouverts en même temps.



### MISTURADORAS ENCASTRÁVEIS

As misturadoras encastráveis da Sanindusa permitem a criação de ambientes mais modernos e com um design superior, de acordo com as suas necessidades e preferências.

Ao serem aplicadas na parede, estas torneiras permitem a criação de mais espaço e de uma maior facilidade de limpeza.

Outra qualidade destas misturadoras é a grande diversidade de conjugação com outros produtos. Permitem conjuntos mais simples ou mais completos, com a disposição que mais lhe agrada de modo a tirar maior partido do espaço e uma maior funcionalidade para cada tipo de utilizador.

### BUILT-IN MIXERS

Built-in Sanindusa mixers allow you to create more modern environments with a superior design, according to your needs and preferences.

When applied to the wall, these faucets take up less space and are easier to clean.

Another quality of these faucets is the great diversity of combinations with other products. They allow simpler or more complete sets, with the layout that you prefer so as to take better advantage of the space and provide greater functionality for each type of user.

### MÉLANGE À ENCASTRER

Les robinets à encastrer de Sanindusa permettent de créer des ambiances plus modernes et au design supérieur, en accord avec vos besoins et préférences.

Appliqués au mur, ces robinets font gagner de l'espace et sont plus faciles à nettoyer.

L'autre qualité de ces robinets est la grande diversité de combinaison avec d'autres produits. Ils permettent des ensembles plus simples ou plus complets, avec la disposition de votre choix de sorte à tirer le meilleur profit de l'espace et une plus grande fonctionnalité pour chaque type d'utilisateur.



### MISTURADORAS TERMOSTÁTICAS

As nossas misturadoras termostáticas têm a capacidade de manter a água à temperatura que mais lhe agrada. Foram pensadas para que consiga tomar um banho relaxante sem ter que se preocupar com uma súbita mudança de temperatura, mesmo quando a água é necessária noutro ponto da habitação. Estas são as torneiras mais seguras para crianças. Equipadas com o sistema anti-escaldão, a torneira não aquece em demasia e impede que faça queimaduras cutâneas.

### THERMOSTATIC MIXERS

The Sanindusa thermostatic mixer faucets are able to maintain the water temperature that suits you best. They were designed for you to take a relaxing bath without having to worry about a sudden change of temperature, even when water is needed in another area of the house. These are the safest faucets for children. The faucets are equipped with an anti-scald system, so they do not get too hot, whereby the prevent skin burns.

### MITIGEURS THERMOSTATIQUES

Les mitigeurs thermostatiques Sanindusa ont la capacité de maintenir l'eau à la température de votre choix. Ils ont été conçus pour que vous puissiez prendre un bain relaxant sans avoir à vous soucier d'un changement soudain de température, même lorsque vous avez besoin d'eau à l'autre bout de la maison. Ce sont les robinets les plus sûrs pour les enfants. Équipés d'un système anti-brûlure, les robinets ne chauffent pas trop et évitent les brûlures cutanées.



## TORNEIRAS ELETRÓNICAS

As torneiras electrónicas com sensores permitem uma boa gestão água, já que minimizam o desperdício de água. Para além disso estas torneiras satisfazem as mais elevadas exigências de higiene e conforto do utilizador. Para além da poupança de água, a facilidade de utilização e comodidade para o utilizador são as duas grandes vantagens. Permite uma higiene perfeita, dado que o accionamento da torneira é feito sem contacto manual evitando assim a proliferação de bactérias e vírus. Uma vantagem adicional é a variedade de soluções para as diferentes necessidades (com alimentação a pilhas ou eléctrica).

### Como funciona?

O sensor detecta a presença de um objecto em frente à torneira e envia o sinal para a válvula solenóide que inicia a saída de água. Quando a presença do objecto deixa de ser detectada, a unidade electrónica a interrupção da saída de água à válvula que, normalmente, acontece uns segundos depois.

## ELECTRONIC TAPS

The electronic taps have sensors which allows for the good management of the water wasted. Furthermore, these taps meet the user's highest standards of hygiene and comfort. In addition to saving water, the simplicity and easiness in how it is used are two great advantages. Given its automatic use in the way the tap turns on without contact allows for a perfect hygiene as the user avoids bacteria and virus proliferation. An additional advantage is the variety of solutions for the different needs (battery powered or electric).

### How it works?


The sensor detects the presence of an object in front of the tap and sends a message to the solenoid valve that activates the output of water. When the presence of the object ceases, the electronic unit interrupts the output of water through the valve. This process activates and deactivates in seconds.

## ROBINETS ELECTRONIQUES

Les robinets électroniques avec des senseurs permettent une bonne gestion de l'eau, puisqu'ils minimisent la consommation d'eau. En outre ces robinets satisfont les exigences les plus élevées d'hygiène et de confort de l'utilisateur. Outre l'économie d'eau, la facilité d'utilisation et le confort pour l'utilisateur sont les deux grands avantages. Il permet une hygiène parfaite, étant donné que la commande du robinet est faite sans contact manuel évitant ainsi la prolifération de bactéries et de virus. Un avantage supplémentaire est la variété de solutions pour les différents besoins (avec alimentation à piles ou électrique).

### Comment il fonctionne?

Le senseur détecte la présence d'un objet en face du robinet et envoie le signal à la vanne solénoïde ce qui initie la sortie d'eau. Quand la présence de l'objet cesse d'être détectée, l'unité électronique interrompt la sortie d'eau vers la vanne ce qui, normalement, arrive dans les secondes qui suivent.





## TORNEIRAS TEMPORIZADAS

Este tipo de torneiras estão disponíveis com diferentes mecanismos de acionamento.

As torneiras temporizadas mecânicas, equipadas com um pulsador, que após o acionamento manual mantem-se abertas por um periodo de 6 segundos. Além destas, existem outras com sistema de fecho electrónico, com tecnologia "Piezo", permitindo através de um leve toque, se ligue e desligue a torneira. A grande vantagem destas, para além da poupança de água é a resistência ao vandalismo.

## TIMED FAUCETS

This type of faucet is available with different drive mechanisms.

Mechanical timed faucets are equipped with a pushbutton, which, after manual activation, keeps water running for a period of 6 seconds. In addition to these, there are other electronic lock systems, with "Piezo" technology, allowing you to open or close the faucet with a light touch. The great advantage of these, in addition to water saving, is their resistance to vandalism.

## ROBINET TEMPORISÉ

Ce type de robinets dispose de différents mécanismes d'actionnement.

Les robinets mécaniques avec temporisateur, équipés d'un poussoir, restent ouverts pendant 6 secondes lors que celui-ci est activé manuellement.

En dehors de celui-ci, il en existe d'autres avec un système de verrouillage électronique, doté de la technologie "Piezo", dont le robinet s'ouvre et se ferme par effleurage. Le grand avantage de ces robinets, en plus de son économie d'eau, est sa résistance au vandalisme.





## SISTEMA COLD OPEN

O sistema de abertura Cold Open é um dispositivo que permite a poupança de recursos hídricos e energéticos. A abertura do manípulo para a direita está bloqueada, pelo que quando se procede à abertura da misturadora sairá água fria (quando alinhado pela bica), não colocando em funcionamento o esquentador ou acumulador, havendo por isso, economia energética. Ao girar o manípulo para a esquerda para obter mistura, obtêm-se gradualmente água quente. Em misturadoras equipadas com cartuchos Cold Open a abertura da água pode fazer-se em qualquer ponto de rotação do manípulo, contrariamente aos sistemas progressivos em que a abertura se inicia obrigatoriamente na água fria passando progressivamente, com a rotação do manípulo, para água temperada e depois quente.

## COLD OPEN SYSTEM

The Cold Open opening system is a device that allows saving water and energy resources. The opening of the knob to the right is blocked, so that when the mixer faucet is open, it will only release cold water (when aligned at the spout), so the water heater or accumulator is not activated, thereby leading to energy savings. When the knob is turned to the left so as to obtain mixed water, hot water will gradually be produced. The Cold Open opening system is a device that allows saving water and energy resources. Mixer faucets equipped with Cold Open cartridges can be opened at any point of rotation of the knob, contrary to the progressive systems in which the opening starts necessarily in cold water, progressively changing to warm and then hot water when the knob is turned.

## SYSTÈME COLD OPEN

Le système d'ouverture Cold Open est un dispositif qui permet d'économiser les ressources hydriques et énergétiques. L'ouverture du levier vers la droite est bloquée, aussi, quand le mitigeur est ouvert, il en sort de l'eau froide (quand alignée avec le bec), ce qui ne met pas en marche le chauffe-eau ou l'accumulateur, et génère donc une économie d'énergie. En tournant le levier vers la gauche pour actionner le mitigeur, il en sort progressivement de l'eau chaude. Sur les mitigeurs équipés de cartouches Cold Open l'ouverture de l'eau peut se faire en tout point de rotation du levier, contrairement aux systèmes progressifs où l'ouverture commence obligatoirement avec l'eau froide en passant progressivement à l'eau tiède puis chaude, en tournant le levier.



watch the video

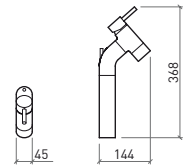
	SÉRIE T 24	WCA 26	STATUS 30	LINE 42 32	TUBE 36	TUBE ECO 36	ICONE 42	ICONE ECO 42	STEP 44	TORUS 45	ALFA 48
<b>Lavatório</b> Basin Lavabo	●	●	●	●	●	●	●	●	●	●	●
<b>cano alto</b> long mixer   mitigeur allongé	●	●	●	●	●	●	●	●			
<b>sénior</b> senior mixer   mitigeur senior					●	●					●
<b>manípulo clínico</b> medical lever   levier medical											●
<b>ao chão</b> free-standing   fixation au sol		●									
<b>encastrar</b> wall mounted   à encastrer					●		●				
<b>eco</b>						●		●			
<b>termostática</b> thermostatic   thermostatique											
<b>temporizada</b> timer tap   avec temporisateur											
<b>eletrónica</b> electronic   électronique					●						
<b>Bidé</b> Bidet	●	●	●	●	●	●	●	●	●	●	●
<b>Banheira</b> Bath   Bain	●	●	●	●	●	●	●	●	●	●	●
<b>manípulo clínico</b> medical lever   levier medical											
<b>encastrar</b> wall mounted   à encastrer					●						
<b>eco</b>						●		●			
<b>termostática</b> thermostatic   thermostatique					●					●	
<b>ao chão</b> free-standing   fixation au sol	●										
<b>Base</b> Shower   Douche	●	●	●	●	●	●	●	●	●	●	●
<b>manípulo clínico</b> medical lever   levier medical											
<b>encastrar</b> wall mounted   à encastrer					●						
<b>eco</b>						●		●			
<b>termostática</b> thermostatic   thermostatique					●					●	
<b>temporizada</b> timer tap   avec temporisateur										●	
<b>eletrónica</b> electronic   électronique											
<b>Banheira/Base</b> Bath/Shower   Bain/Douche											
<b>3 vias</b> 3 way   3 voies					●					●	●
<b>4 vias</b> 4 way   4 voies					●					●	●
<b>4 vias termostática</b> 4 way thermostatic 4 voies thermostatique					●						
<b>Cozinha</b> Kitchen   Cuisine					●					●	●
<b>Urinol</b> Urinal   Urinoir											
<b>manípulo clínico</b> medical lever   levier medical											
<b>eletrónica</b> electronic   électronique											
<b>encastrar</b> wall mounted   à encastrer											
<b>exterior</b> extérieur											



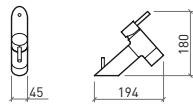
	LIMIT 50	SINGLE 51	START 53	EASY 54	B-TOUCH 56	CETUS BASIC 58	RIMINI 59	ACRÓPOLE 61	LOCK 63	ECO 64
<b>Lavatório</b> Basin Lavabo	●	●	●	●	●	●	●	●		
<b>cano alto</b> long mixer   mitigeur allongé										
<b>sénior</b> senior mixer   mitigeur senior				●						
<b>manípulo clínico</b> medical lever   levier medical				●						●
<b>ao chão</b> free-standing   fixation au sol		●								
<b>encastrar</b> wall mounted   à encastrer							●			
<b>eco</b>										
<b>termostática</b> thermostatic   thermostatique										
<b>temporizada</b> timer tap   avec temporisateur									●	●
<b>eletrónica</b> electronic   électronique										
<b>Bidé</b> Bidet	●	●	●	●	●	●	●	●		
<b>Banheira</b> Bath   Bain	●	●	●	●	●	●	●	●		
<b>manípulo clínico</b> medical lever   levier medical				●						
<b>encastrar</b> wall mounted   à encastrer										
<b>eco</b>										
<b>termostática</b> thermostatic   thermostatique					●					
<b>ao chão</b> free-standing   fixation au sol		●								
<b>Base</b> Shower   Douche	●	●	●	●	●	●	●	●		
<b>manípulo clínico</b> medical lever   levier medical				●						
<b>encastrar</b> wall mounted   à encastrer										
<b>eco</b>										
<b>termostática</b> thermostatic   thermostatique					●					
<b>temporizada</b> timer tap   avec temporisateur									●	
<b>eletrónica</b> electronic   électronique										
<b>Banheira/Base</b> Bath/Shower   Bain/Douche										
<b>3 vias</b> 3 way   3 voies										
<b>4 vias</b> 4 way   4 voies										
<b>4 vias termostática</b> 4 way thermostatic 4 voies thermostatique										
<b>Cozinha</b> Kitchen   Cuisine			●	●		●		●		
<b>Urinol</b> Urinal   Urinoir										
<b>manípulo clínico</b> medical lever   levier medical										●
<b>eletrónica</b> electronic   électronique										
<b>encastrar</b> wall mounted   à encastrer										●
<b>exterior</b> extérieur										●

	BASIC 66	HERA 67	BIO 68	SQUARE 70	SPOT 71	SCORE 72	UNIT 72	PLAN 73	MIXA 80
<b>Lavatório</b> Basin Lavabo	●								
<b>cano alto</b> long mixer   mitigeur allongé	●								
<b>sénior</b> senior mixer   mitigeur senior									
<b>manípulo clínico</b> medical lever   levier medical									
<b>ao chão</b> free-standing   fixation au sol									
<b>encastrar</b> wall mounted   à encastrer									
<b>eco</b>									
<b>termostática</b> thermostatic   thermostatique									
<b>temporizada</b> timer tap   avec temporisateur									
<b>eletrónica</b> electronic   électronique	●	●	●	●	●				
<b>Bidé</b> Bidet									
<b>Banheira</b> Bath   Bain									
<b>manípulo clínico</b> medical lever   levier medical									
<b>encastrar</b> wall mounted   à encastrer									
<b>eco</b>									
<b>termostática</b> thermostatic   thermostatique									
<b>ao chão</b> free-standing   fixation au sol									
<b>Base</b> Shower   Douche									●
<b>manípulo clínico</b> medical lever   levier medical									
<b>encastrar</b> wall mounted   à encastrer									
<b>eco</b>									
<b>termostática</b> thermostatic   thermostatique									
<b>temporizada</b> timer tap   avec temporisateur									
<b>eletrónica</b> electronic   électronique						●			
<b>Banheira/Base</b> Bath/Shower   Bain/Douche									
<b>3 vias</b> 3 way   3 voies									
<b>4 vias</b> 4 way   4 voies									
<b>4 vias termostática</b> 4 way thermostatic 4 voies thermostatique									
<b>Cozinha</b> Kitchen   Cuisine									●
<b>Urinol</b> Urinal   Urinoir									
<b>manípulo clínico</b> medical lever   levier medical									
<b>eletrónica</b> electronic   électronique							●	●	
<b>encastrar</b> wall mounted   à encastrer									
<b>exterior</b> extérieur									

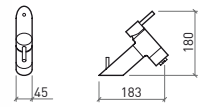
Acabamentos Finish Finition	cromo chrome	cromo branco chromel white chromelblanc	cromo preto chromel black chromelnoir
Série T	●		
WCA	●		
Status	●		
Line 42	●	●	●
Tube	●		
Tube Eco	●		
Ícone	●		
Ícone Eco	●		
Step	●		
Torus	●		
Alfa	●		
Limit	●		
Single	●		
Start	●		
Easy	●		
B-Touch	●		
Smile	●		
Cetus Basic	●		
Rimini	●		
Acrópolis	●		
Lock	●		
Eco	●		
Basic	●		
Hera	●		
Bio	●		
Square	●		
Spot	●		
Score	●		
Unit	●		
Plan	●		
Mixa	●		



5354300



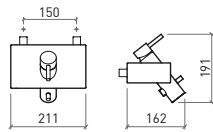
5350300



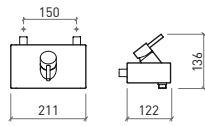
5350400



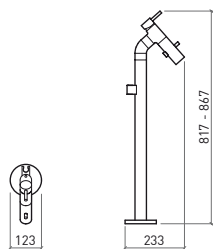




5350801

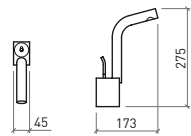


5350701

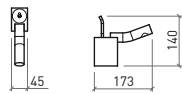


5358801

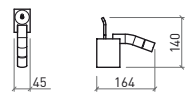




5114300 — TIC  
5114301 — TAC

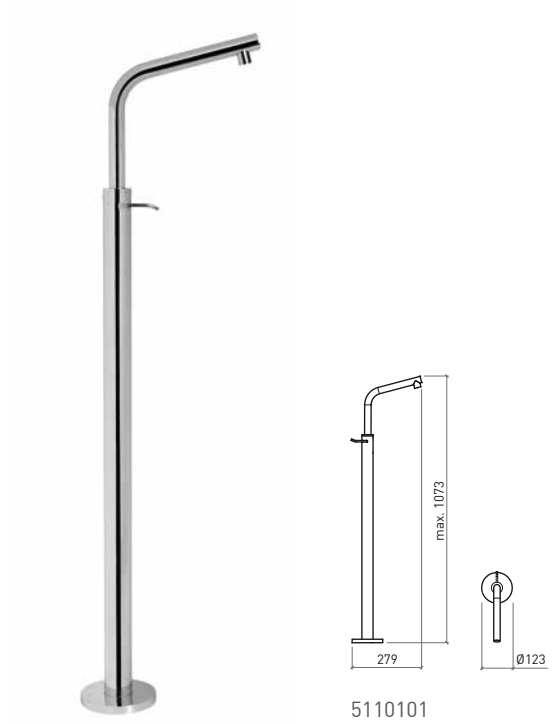
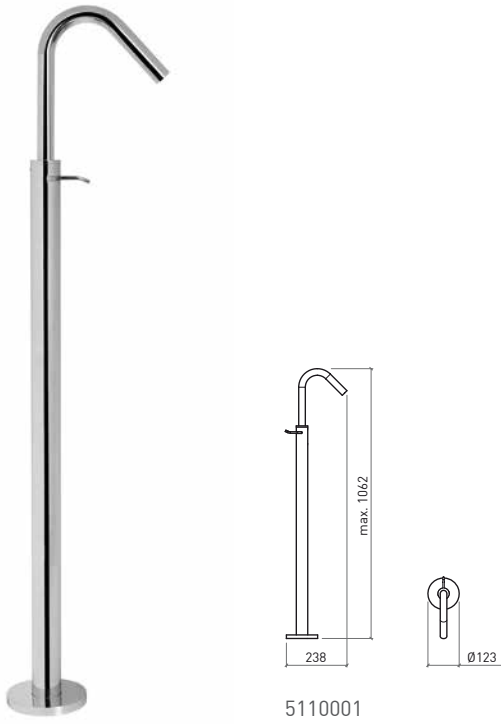


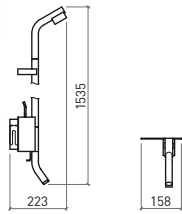
5110300 — TIC  
5110301 — TAC



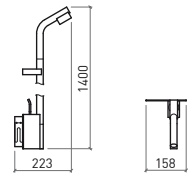
5110400 — TIC  
5110401 — TAC





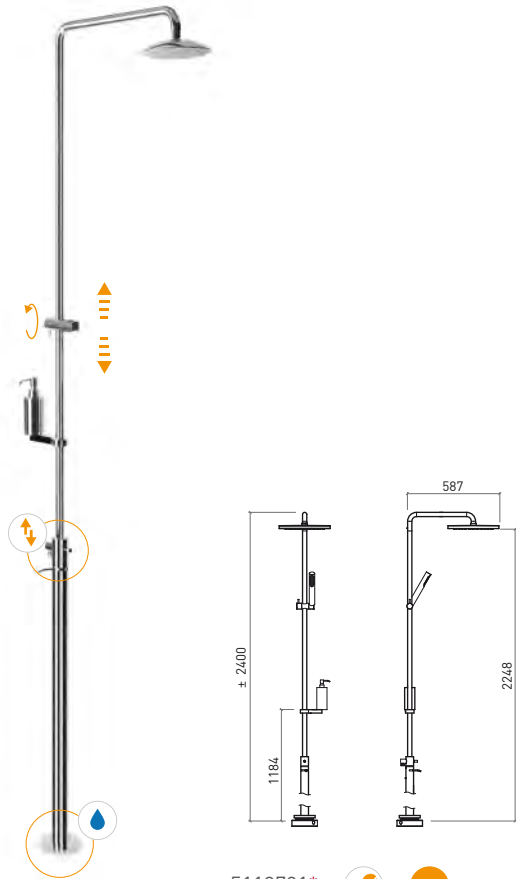


5112801



5112701

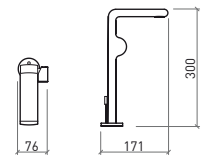




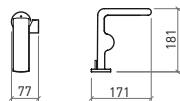
5113701\*  



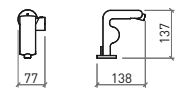
\* disponibilidade sob consulta | check availability | sous réserve de disponibilité



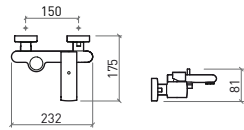
5394300 



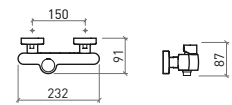
5390300 



5390400 

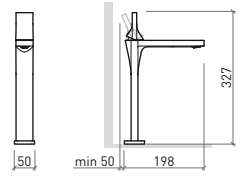


5390801



5390701





5554301



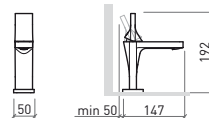
watch the video



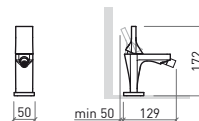


# LINE 42






5550301



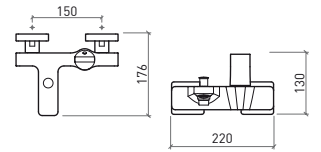
5550401



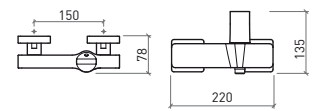
watch the video

NEW

# LINE 42

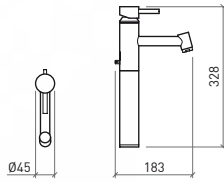


5550801



5550701



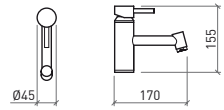


5314300  
5314301



eco

5514300  
5514301

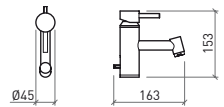


5317301



eco

5517300  
5517301

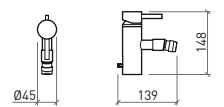


5310300  
5310301



eco

5510300  
5510301



5310400  
5310401



eco

5510400  
5510401



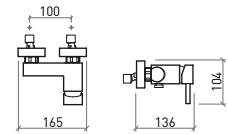
# TUBE | TUBE ECO



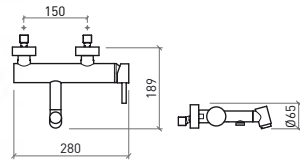
5310561  
5310561F



5311561  
5311561F



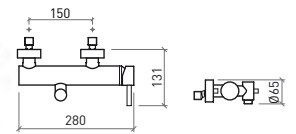
5317001 Kit Aqua



5310801



eco  
5510801



5310701



eco  
5510701





**NEW** Main Therapy  
Ø200  
57592



**NEW** Main Call  
Ø200  
57792



**NEW** Headline  
200  
59091



Face  
Ø250  
58691



Quadra  
250  
58791



Extra-Large  
Ø180  
58591



Área  
Ø200  
56291

Área  
Ø250  
56891

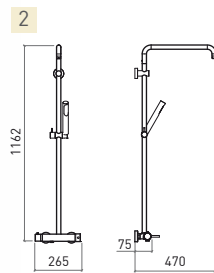
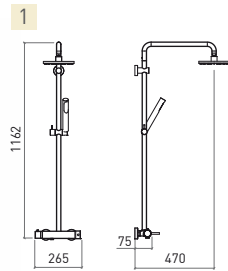
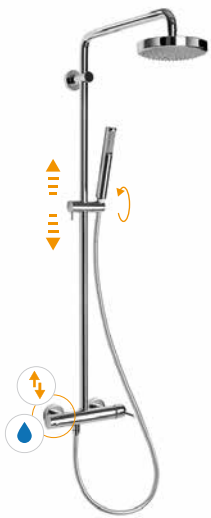
Área  
Ø300  
57491



Square  
Ø200  
55991

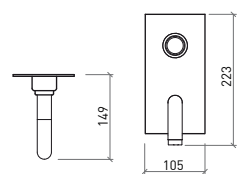
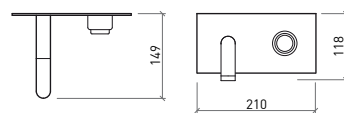
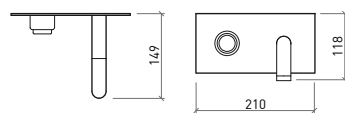
Square  
Ø250  
56091

Square  
Ø300  
57491



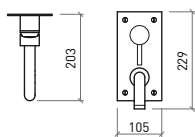
Duo   

531570111 1  
531570111S 2 **NEW**

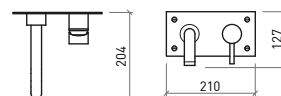


5312341

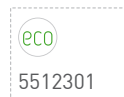
# TUBE



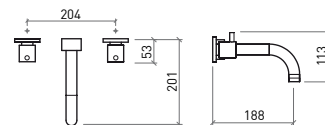
5315301



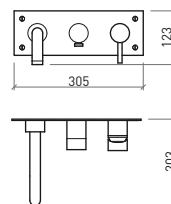
5312301



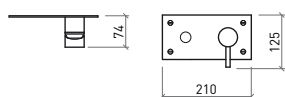
5512301



5312311



5312801

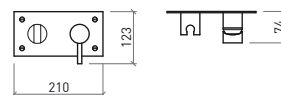


5317701

Kit Face

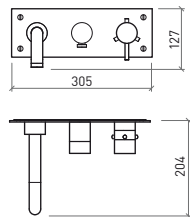


3V

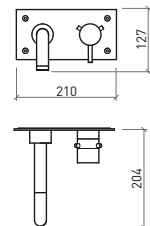


5312701

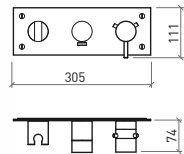




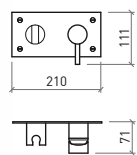
5316801  **NEW**



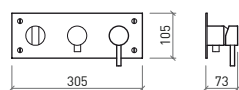
5319301  **NEW**



5314801  **4V** **NEW**



5314701  **NEW**

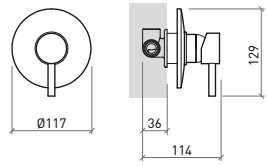


5316701 **4V**

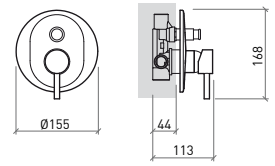




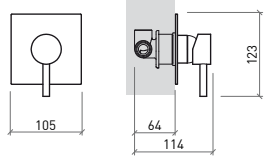
# TUBE



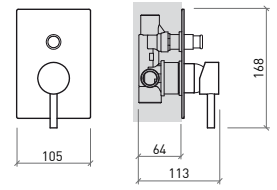
5311701 3V



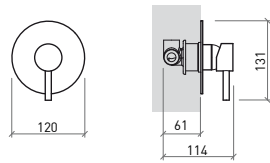
5311801 4V



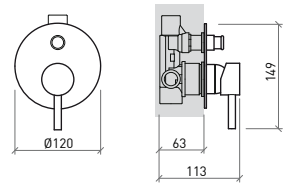
5317101 3V



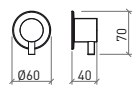
5318801 4V



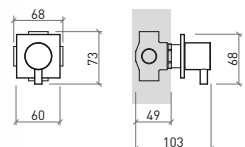
5318701 3V



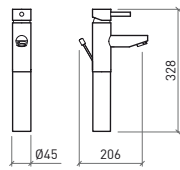
5317801 4V



5680011



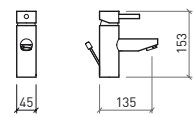
5310601



5504300  
5504301



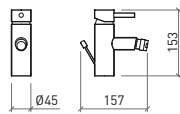
eco  
5524300  
5524301



5500300  
5500301



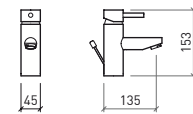
eco  
5520300  
5520301



5500400  
5500401



eco  
5520400  
5520401



5501000  
5501001



NEW

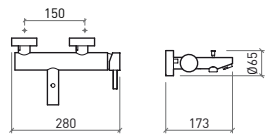


Cold  
open



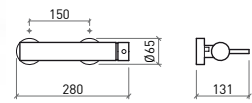
watch the video

# ICONE | ICONE ECO



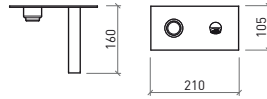
5500801

5520801  
eco

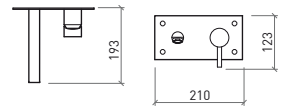


5500701

5520701  
eco



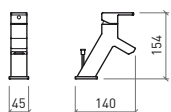
5502341



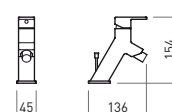
5502301



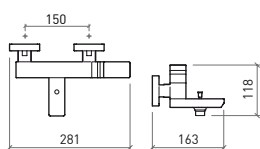
# STEP



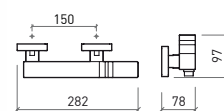
5490300



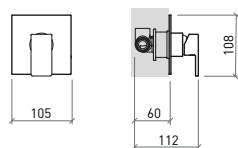
5490400



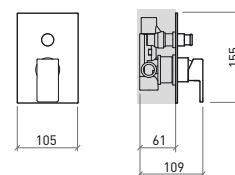
5490801



5490701



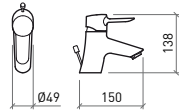
5497101



5497801



# TORUS

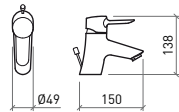


NEW

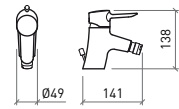
5371001



Cold open

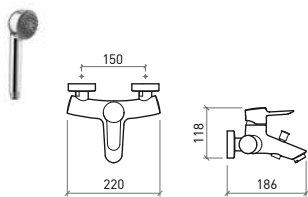


5370300

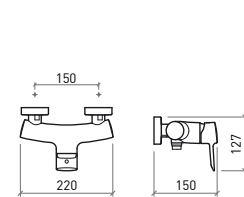


5370400

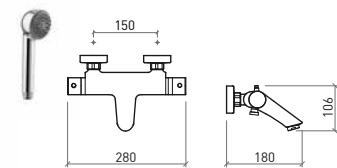




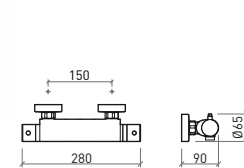
5370801 Omega 



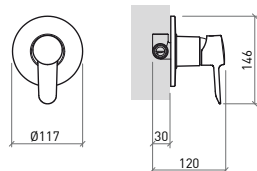
5370701 Omega 



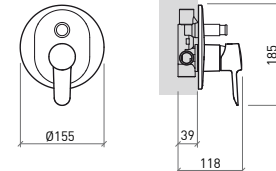
5374801 Omega  



5374701 Omega  



5371701 



5371801 

- 

**NEW** Main Therapy  
 Ø200  
 57592
- 

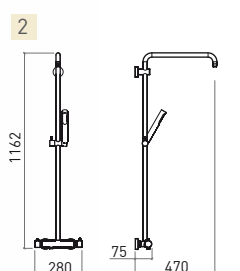
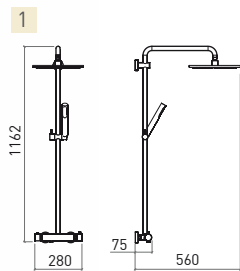
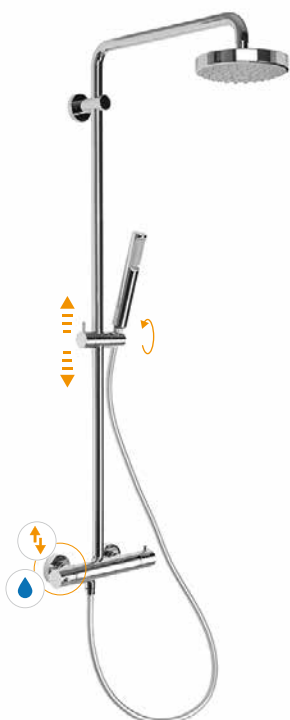
**NEW** Main Call  
 Ø200  
 57792
- 

**NEW** Headline  
 200  
 59091
- 

 Face  
 Ø250  
 58691
- 

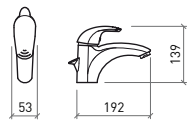
 Quadra  
 250  
 58791
- 

 Extra-Large  
 Ø180  
 58591
- |   |   |   |
|---|---|---|
|  |  |  |
| Área<br>Ø200<br>56291   | Área<br>Ø250<br>56891   | Área<br>Ø300<br>57691   |
- |   |   |   |
|---|---|---|
|  |  |  |
| Square<br>Ø200<br>55991   | Square<br>Ø250<br>56091   | Square<br>Ø300<br>57491   |

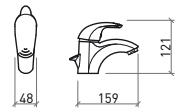



537772111 **1** **NEW**  
 537772111S **2**

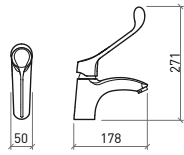




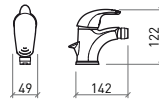
5004300  




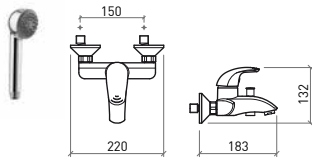
5000300   
5000301



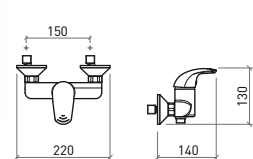
5008301 



5000400   
5000401



5000801  



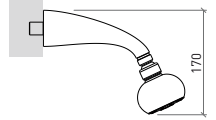
5000701  



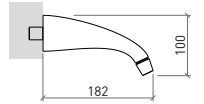
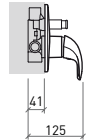
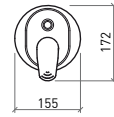




5000661



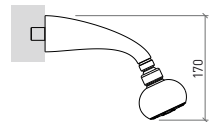
5000961



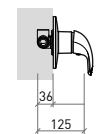
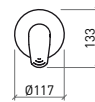
5001801 **4V**



5000561  
5000561F **F**

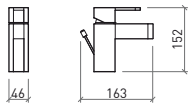


5001561  
5001561F **F**

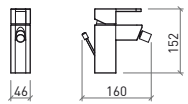


5001701 **3V**

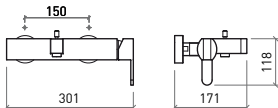
# LIMIT



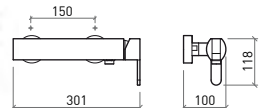
5450300 



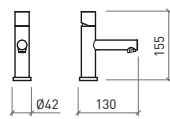
5450400 



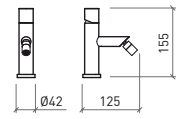
5450801



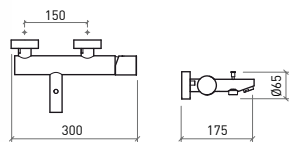
5450701



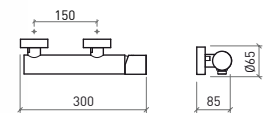
5540301



5540401

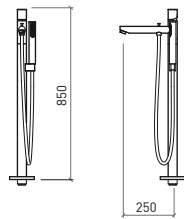


5540801

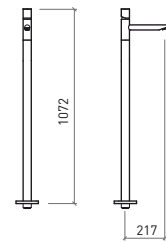


5540701

# SINGLE



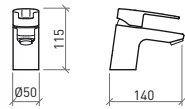
5548801




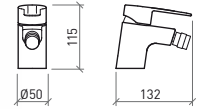
5540101




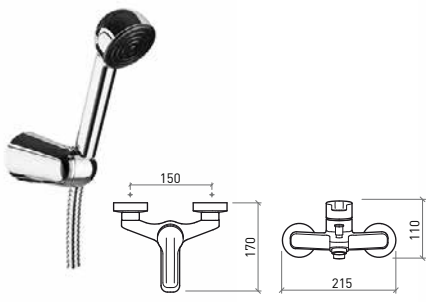
START



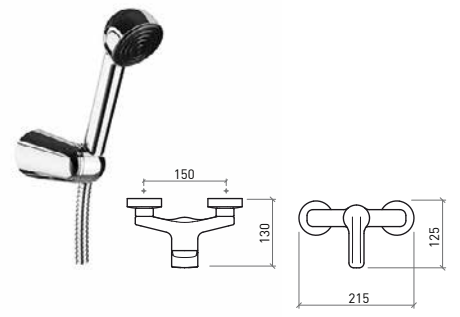
5580300   
5580301



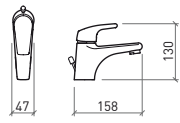
5580400   
5580401



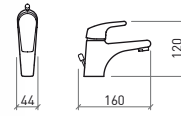
5580801 



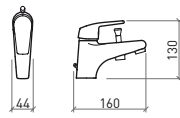
5580701 



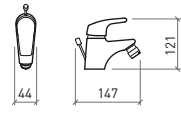
5364300  





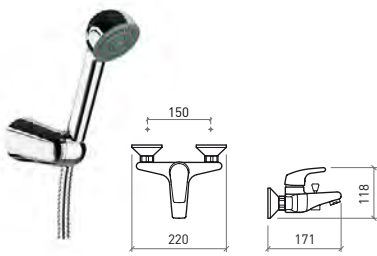
5360300   
5360301   
536030111NF 





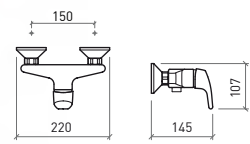
536038111NF  




5360400   
5360401 



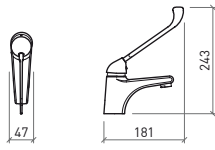
Mixa  5360801  
536080111SNF 



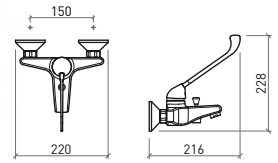
Mixa  5360701  
536070111SNF 



# EASY

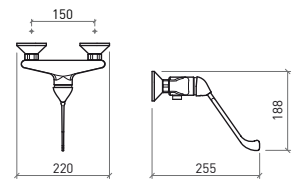


5368301



5366801

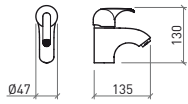
Mixa




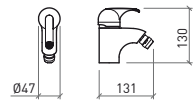
5365701


Mixa

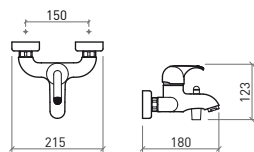




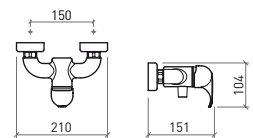
5340300 —   
5340301



5340400 —   
5340401



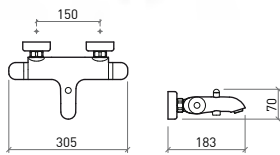
5340801



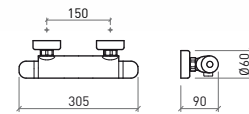
5340701



# B-TOUCH



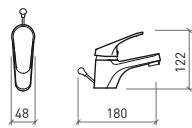
5344801




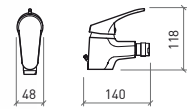
5344701




# CETUS BASIC



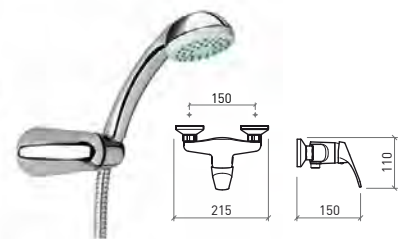
5570300   
5570301



5570400   
5570401

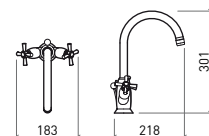


5570801 



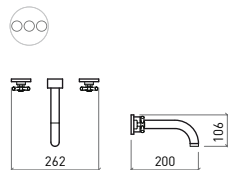
5570701 

# RIMINI

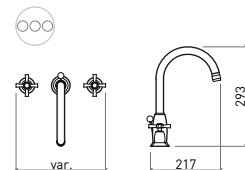


5180310  
5180311

5180360  
5180361

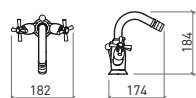


5185361



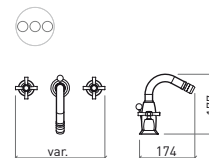
5181310  
5181311

5181360  
5181361



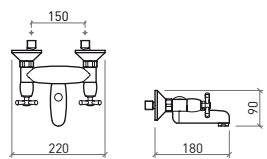
5180410  
5180411

5180460  
5180461



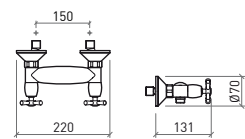
5181410  
5181411

5181460  
5181461



5180811

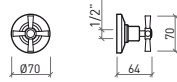
Grécia 5180861



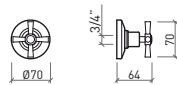
5180711

Grécia 5180761

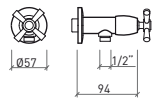
# RIMINI




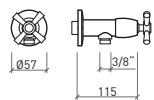
5180661 





5180961 



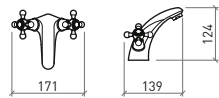
 5180561  
5180561F



 5181561  
5181561F 



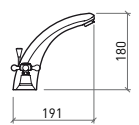
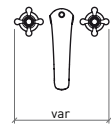
# ACRÓPOLE



5170310  
5170311



5170360  
5170361



5171310



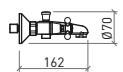
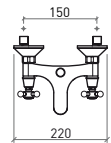
5171360



5170410  
5170411



5170460  
5170461

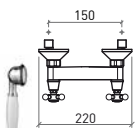
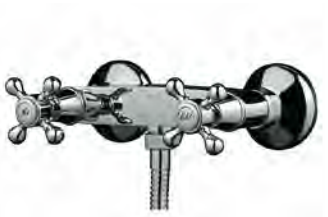


5170811

Grécia



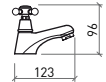
5170861



5170711

Grécia

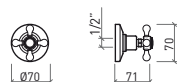
5170761



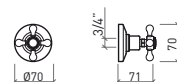
5170261Q  
5170261F



# ACRÓPOLE




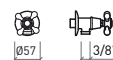
5170661 





5170961 



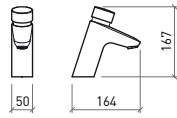
 5170561   
5170561F



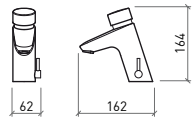
 5171561   
5171561F



# LOCK



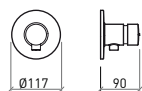
5530341  



5535341 

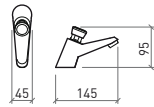


5532741  

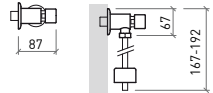


5530741  

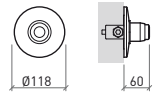




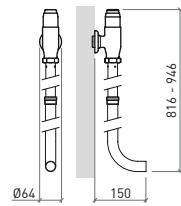
5190341 



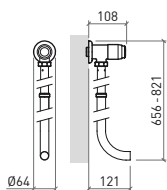
5190641 



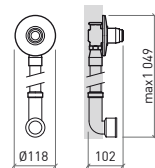
5190541 



5190741

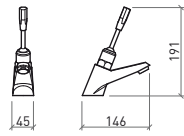


5190841

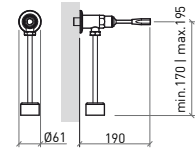


5190941 - 3/4"  
5191941 - 1"

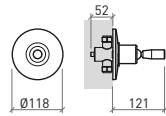




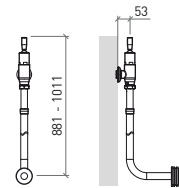
5198341 



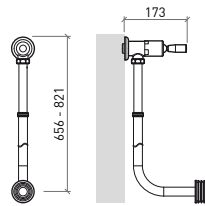
5195941 



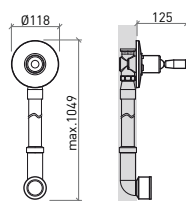
5195741 



5196841 



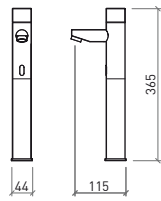
5192941 



5194941 



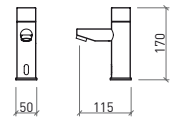
# BASIC



5427371



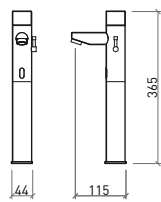
5427381



5426371



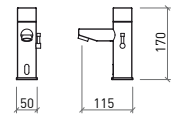
5426381



5424371



5424381



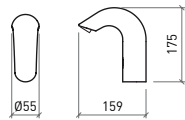
5420371



5420381



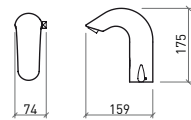
# HERA



5406371



5406381



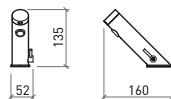
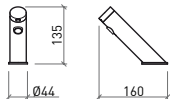
5400371



5400381



# BIO



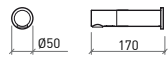
5466371



5460371



# TUBE



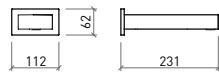
5317371  
5317381  
5317391



5315391  
5315381



# SQUARE

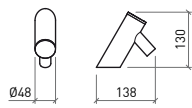


5477351



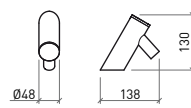
5477391





5436371

5436381

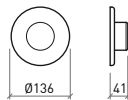


LED

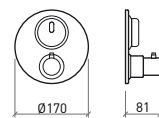
5437381



# SCORE



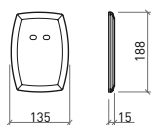
5482771



5488771



# UNIT



5410571



5410581





CONTROLO REMOTO  
REMOTE CONTROL  
TÉLÉCOMMANDE

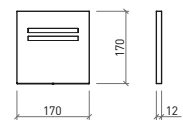

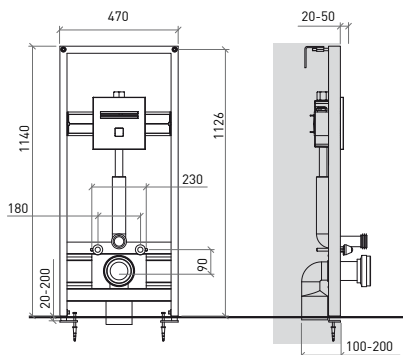


5A400371



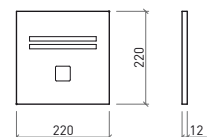
5A120782

PLAN



5120571

5120581



5120771

5120781

Misturadoras de cozinha  
Kitchen mixers  
Robinetterie de cuisine



### BICA GIRATORIA

As torneiras de cozinha com bica giratória tornam fáceis as tarefas diárias, tornando-as na solução ideal para qualquer lava-louça.

### ROTATING SPOUT

The kitchen faucets with a rotating spout make everyday tasks easier, whereby they are the ideal solution for any sink.

### BEC ORIENTABLE

Les robinets de cuisine dotés de bec orientable facilitent les tâches quotidiennes, et sont la solution idéale pour tout type d'évier.



## CHUVEIRO RETRÁTIL

As torneiras de cozinha com chuveiro retrátil tornam mais funcional a área de trabalho no lava-louça. O chuveiro sendo extraível oferece ainda maior flexibilidade, facilitando quer a limpeza do lava-louça, quer o enchimento de recipientes mais volumosos.

## RETRACTABLE SHOWER

The kitchen faucets with retractable shower make the work area at the sink more functional. The fact that the shower can be removed offers even greater flexibility, making it easier to clean the sink and fill larger containers.

## DOUCHETTE EXTRACTIBLE

Les robinets de cuisine avec douchette extractible rendent l'espace de travail de l'évier plus fonctionnel. Étant donné que la douchette est extractible, elle offre une plus grande souplesse, ce qui facilite le nettoyage de l'évier, et le remplissage de récipients plus volumineux.

## TIPOS DE JACTO

As torneiras com chuveiros retráteis vêm equipadas com 2 tipos de jacto, normal e "chuva", que simplificam a lavagem e a preparação dos alimentos, assim como permitem encher panelas e outros recipientes, de maior facilidade. Poderá selecionar o jacto de água à medida das suas necessidades, selecionando a melhor opção em função da tarefa a executar, seja a lavagem de alimentos ou o enxaguamento da louça.

## TYPES OF JET

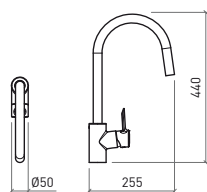
Faucets with retractable showerheads are equipped with 2 types of jet: -regular and "rain" -, which make washing and cooking simpler, while allowing to fill pots and other containers more easily. You can choose the waterjet that best suits your requirements, choosing the best option according to the task to be performed, be it washing food or rinsing dishes.

## TYPES DE JET

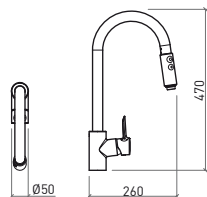
Les robinets dotés de douchettes extractibles sont équipés de 2 types de jet, normal et " pluie ", qui simplifient le lavage et la préparation des aliments, et qui permettent également de remplir des casseroles et d'autres récipients, plus facilement. Vous pourrez sélectionner le jet d'eau selon vos besoins, en choisissant la meilleure option en fonction de la tâche à exécuter, que ce soit laver les aliments ou rincer la vaisselle.



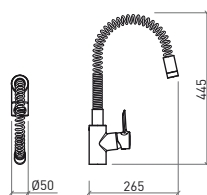
# TORUS



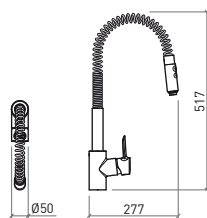
5373001



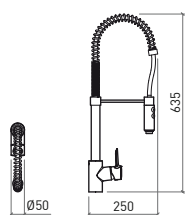
5373101



5374001



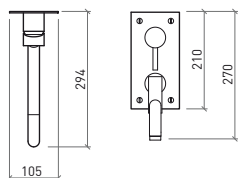
5374101



5374201



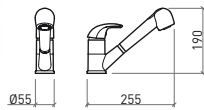
# TUBE



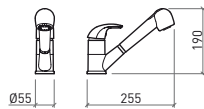
5313001



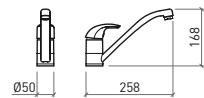
# ALFA



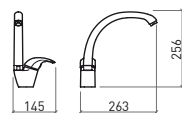
5003101



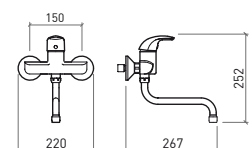
5003201



5003001

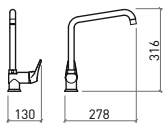


5003301

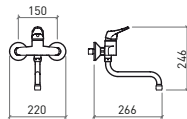


5003701

# MIXA



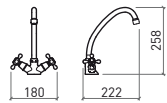
5203001



5203701





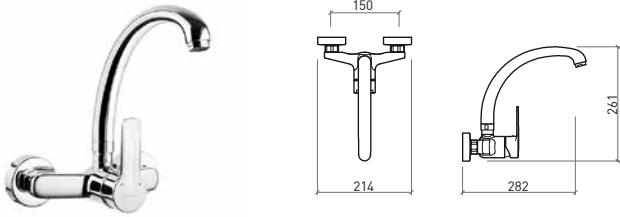


5173461



START

NEW



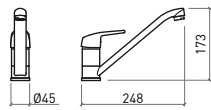
5583701



NEW

Easy

F

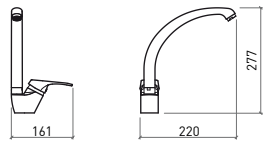


536300 

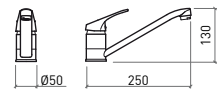


# CETUS BASIC

NEW



5573301



5573001



## ECONOMIA DE ÁGUA

Os chuveiros EKO vem equipados com limitador de caudal e sistema de mistura ar/água, que proporcionam grande conforto no banho e permitem uma poupança superior a 50% no consumo de água (débito de 9 l/min, em vez de 20 l/min a 2,5 Bar). A manutenção de caudal é constante (9l/min), a partir dos 2,5 Bar.

## WATER ECONOMY

The EKO hand showers are equipped with flow limiter and mixing system air / water, which provides great comfort in the bath and allows saving of more than 50% in water consumption (9 l / min debt instead of 20 l / min 2.5 Bar). The hand showers maintain constantly the flow (9L / min - 2.5 bar).

## ÉCONOMIE D'EAU

Les douches EKO sont équipées d'un réducteur de débit et d'un système de mélanger l'air/l'eau, qui vous proportionneront un grand confort au moment du bain et une économie supérieure à 50% sur la consommation d'eau (débit de 9L/min au lieu de 20L/min à 2,5 Bar). La manutention du débit est constante (9L/min) à partir des 2,5Bar.

## TIPOS DE JACTO

Dependendo do modelo, na gama da Sanindusa encontra soluções de chuveiros até três funções, ou seja, tipologias de jatos: chuva, chuva intensa e massagem regeneradora. Escolha o jato que melhor se adapta às suas necessidades. Nos chuveiros de jato simples, a performance do fluxo é influenciada pelo número de saídas de água.

## TYPES OF JETS

Depending on the model, in the Sanindusa range we can find shower solutions up to three functions, or type of jets: rain, hard rain and booster massage. Choose the jet that best suits your needs. In the hand showers with simple jet, the flow performance is influenced by the number of water outlets.

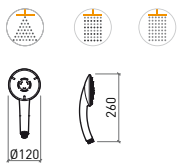
## TYPES DE JETS

Selon les modèles, la gamme Sanindusa propose plusieurs solutions de douche, jusqu'à 3 fonctions, ou typologies de jets : pluie, pluie intense et massage régénérant. Il vous suffit de choisir la douche qui s'adaptera le mieux à vos besoins.



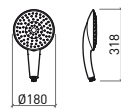
**Extra-Large**

58393



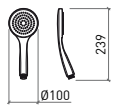
**Extra-Large**

58491



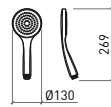
**Eko**

563910



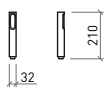
**Eko**

564910



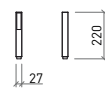
**Duo**

59691



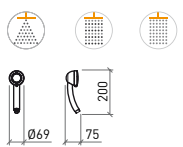
**Plan**

58891



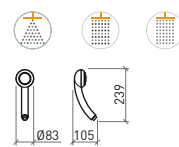
**Alfa**

596921



**Beta**

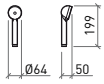
590931





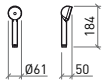
**Omega**

591911



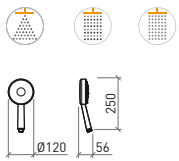
**Mixa**

593901



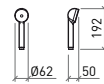
**Face**

58193



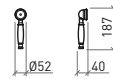
**Smile**

591910



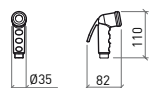
**Grécia**

59291



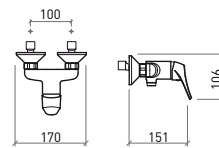
**Aqua**

56691



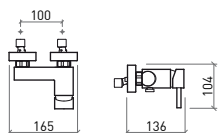
**Mixa**

5207001



**Tube**

5317001





## DIVERSIDADE DE APLICAÇÕES

## DIVERSITY OF APPLICATIONS

## DIVERSIDADE DE APLICAÇÕES

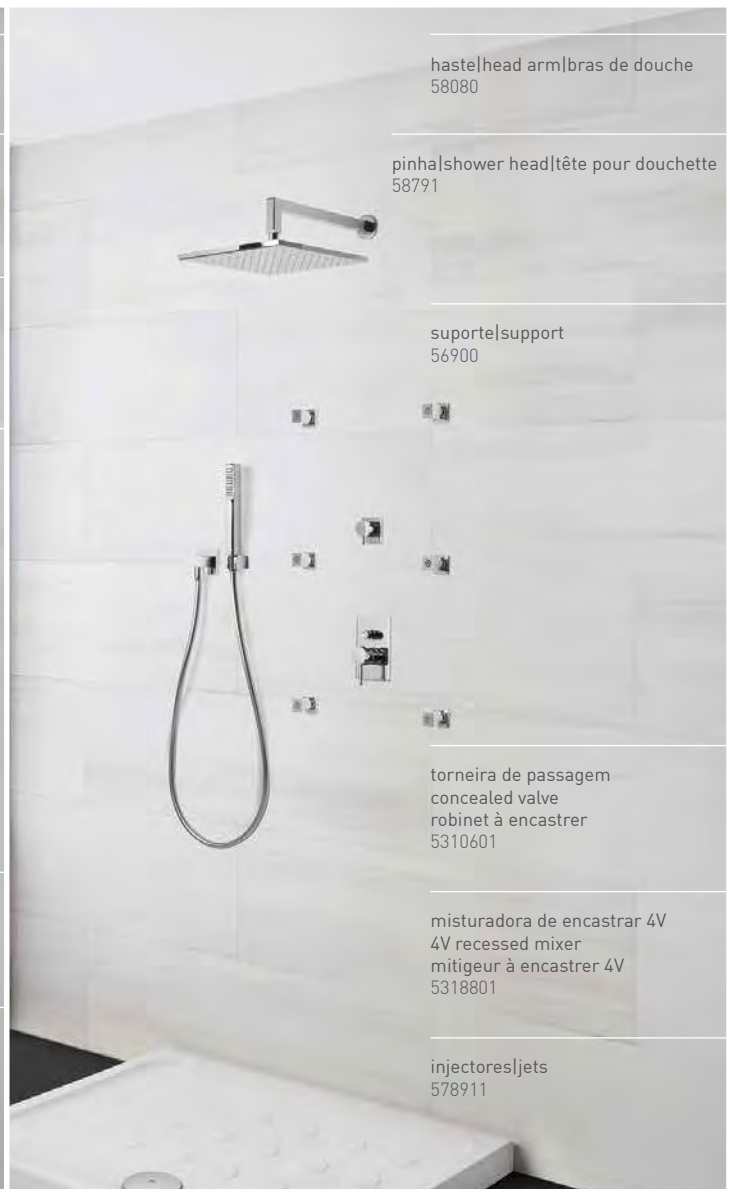
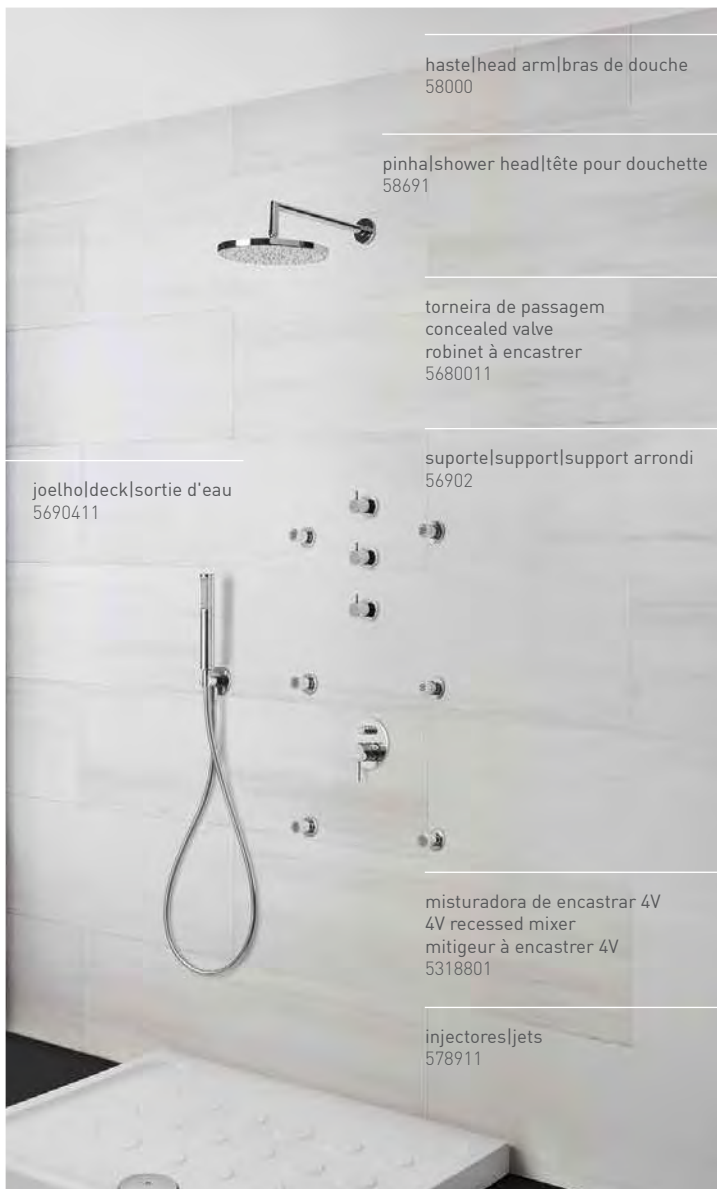
A Sanindusa apresenta soluções que conjugam os produtos da série Tube com mais variados componentes desde injectores, pinhas, chuveiros, hastes, rampas... Pode obter um conjunto de formato circular ou quadrangular, mais simples ou complexo, podendo ainda optar pela localização dos elementos conforme as potencialidades do espaço a altura dos utilizadores.

Sanindusa presents solutions that combine products of the Tube series with various components - from nozzles, to cones, showerheads, rods, ramps ... You can get a circular or rectangular-shaped set, a simple or more complex one, and you may also choose the location of the elements according to the potential of the space and height of the users.

A Sanindusa apresenta soluções que conjugam os produtos da série Tube com mais variados componentes desde injectores, pinhas, chuveiros, hastes, rampas... Pode obter um conjunto de formato circular ou quadrangular, mais simples ou complexo, podendo ainda optar pela localização dos elementos conforme as potencialidades do espaço a altura dos utilizadores.



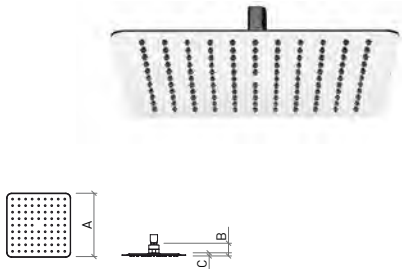




**Square**

- 1 55991
- 2 56091
- 3 57491
- 4 57591

	A	B	C
1	200	65	5
2	250	65	5
3	299	65	5
4	400	56	5



**DUO**

- 5A310320 - 150cm
- 5A310321 - 175cm



**POP**

- 5A550320 - 150cm
- 5A550321 - 175cm

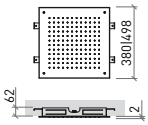


- 5A000321 - 175cm




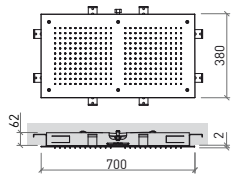
**Square**

- 57091 380
- 57191 500

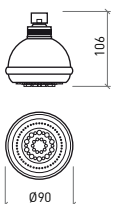


**King**

- 56591



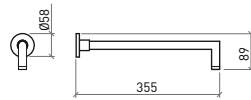
- 59995



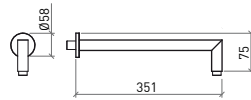
King



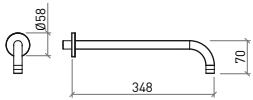
58000



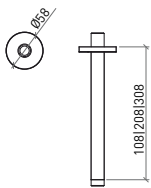
58080




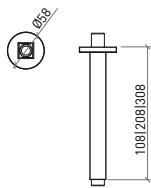
58070



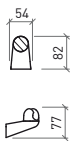
58010 100  
58020 200  
58030 300



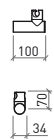
58040 100  
58050 200  
58060 300



5A000100



5A310100



56900

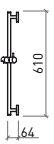


56902



**Duo**

5R310701



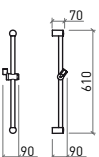
**Plan**

5R080701



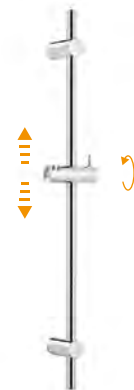
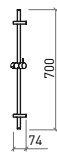
**Alfa Plus**

5R070701




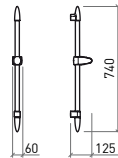
**Duo**

5R310711



**Prestige**

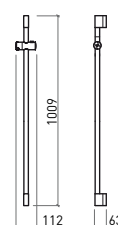
5R010701

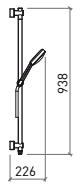
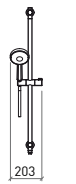


**Advance**

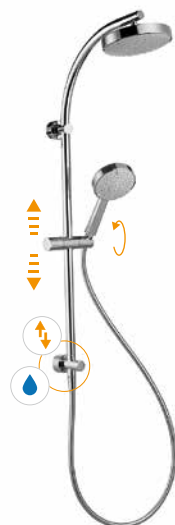
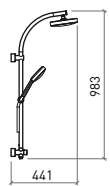
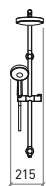
NEW

5R090701

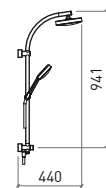




5R810701



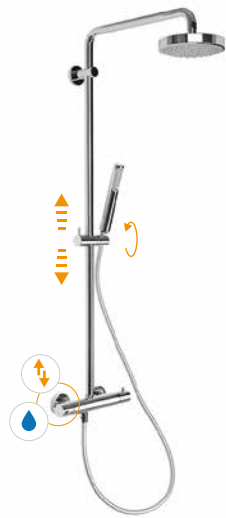
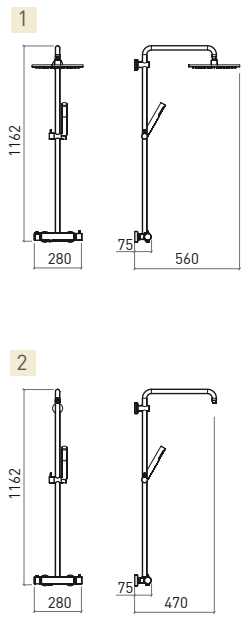
5R890701



5R890801


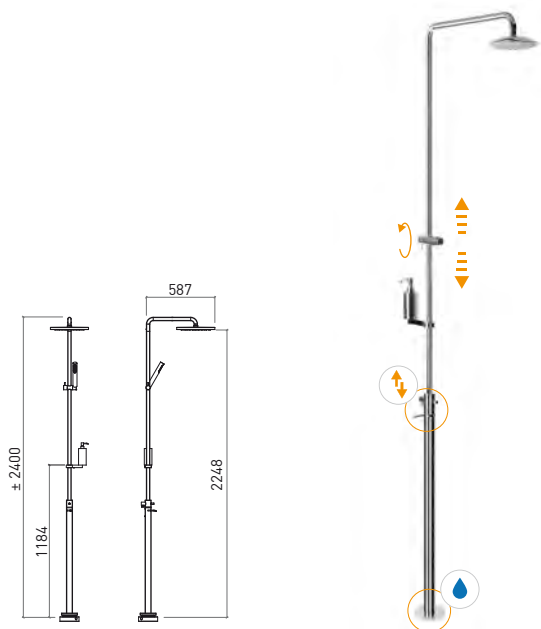
**Torus** NEW

537772111 1  
 537772111S 2



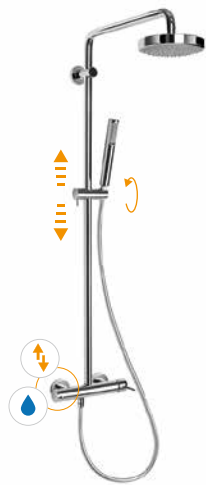
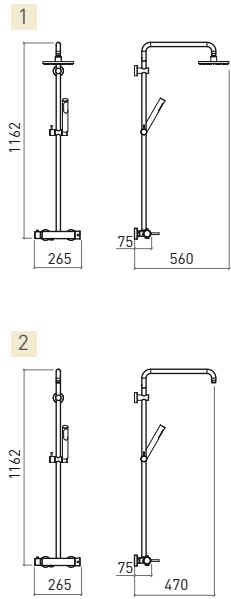
**WCA** NEW













5113701



**Tube** NEW

- 531570111 1
- 531570111S 2



- 
NEW Main Therapy  
 Ø200  
 57592
- 
NEW Main Call  
 Ø200  
 57792
- 
NEW Headline  
 200  
 59091
- 
 Face  
 Ø250  
 58691
- 
 Quadra  
 250  
 58791
- 
 Extra-Large  
 Ø180  
 58591
- |  |  |  |
|--|--|--|
| <br>Área<br>Ø200<br>56291 | <br>Área<br>Ø250<br>56891 | <br>Área<br>Ø300<br>57691 |
|--|--|--|
- |   |   |   |
|---|---|---|
| <br>Square<br>Ø200<br>55991 | <br>Square<br>Ø250<br>56091 | <br>Square<br>Ø300<br>57491 |
|---|---|---|





**Iluminação**  
Light  
Lumière



**Direita**  
Right  
Droite



**Esquerda**  
Left  
Gauche



# ACESSÓRIOS ACCESSORIES ACCESSOIRES

## Vitreous china

Vintage	101
Série A	103
Série I	104

## Inox Stainless

Rimini	105
--------	-----

## Latão Brass Laiton

Plan	108
Slim	110
WCA	112
Prestige	113
Alfa	115
Alexa	117

## ABS

Advance	118
---------	-----

## Hotel

Luxe	120
------	-----



## GARANTIA

A Sanindusa assegura aos seus clientes uma garantia de **5 anos** para os acessórios de casa de banho excepto aqueles com componentes electrónicos cuja garantia é de **2 anos**.  
A garantia apenas cobre defeitos de funcionamento das peças e dos componentes de cada equipamento.

## WARRANTY

Sanindusa ensures a **5-year** warranty for bathroom accessories except those with electronic components whose warranty is **2-years**.  
The warranty only covers malfunctions of parts and components of each device .

## GARANTIE

Sanindusa garantie **5 ans** les accessoires de salle de bain, sauf ceux possédant des composants électriques, garantis **2 ans**.  
La garantie couvre seulement le mauvais fonctionnement des pièces et des composants de chaque équipement.

## OS NOSSOS ACESSÓRIOS

Os acessórios completam a decoração da casa de banho, para além de acrescentarem funcionalidade e comodidade ao espaço.

A localização dos acessórios, deve ser definida em função da sua funcionalidade, não deixando ao acaso o equilíbrio do espaço.

Escolha bem o seu posicionamento uma vez que, para instalar os acessórios necessita, na maioria dos casos, de perfurar o revestimento da casa de banho.

No caso dos acessórios Advance, isso não acontece, pois não precisa de furar as paredes pois a fixação é feita através de bi-adesivo.

Na gama de acessórios da Sanindusa encontra uma infinidade de acabamentos: cerâmica, inox, latão e Abs. Disponíveis nos mais diversos estilos e acabamentos, não será difícil descobrir qual o mais perfeito para a sua casa de banho.

## WATER SAVING

The accessories complete the bathroom look, and in addition, they add functionality and comfort to the space.

The location should be defined according to its functionality, not forgetting the balance of the space.

You must wisely choose its position since, in most cases, you'll need to drill the bathroom coating.

For the Advance accessories, you don't need to pierce the walls since the fixing is done through bi-adhesive.

In the Sanindusa's accessories range you will find a multitude of finishes: ceramic, stainless steel, brass and Abs.

Available in several styles and finishes, it isn't difficult to find out what is the most perfect for your bathroom.

## ROBINETS ECO


Les accessoires complètent la décoration de la salle de bain, en plus d'être fonctionnels et se prêter à l'usage requis. L'emplacement des accessoires doit être défini en fonction de son usage, ne laissant pas au hasard l'équilibre de l'espace.

Il est conseillé de bien choisir leur emplacement étant donné que pour installer des accessoires il est nécessaire, dans la plupart des cas, de percer les murs de la salle de bain.



Dans le cas des accessoires Advance, il n'est pas nécessaire de percer les murs car leur fixation se fait par le biais de ruban adhésif double-face.

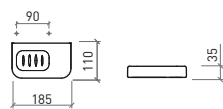
Sanindusa vous propose une gamme d'accessoires avec un grand choix de finitions: céramique, inox, laiton et Abs. Disponibles dans une multiplicité de choix et finitions, il ne vous sera pas difficile de trouver l'accessoire qui conviendra le mieux à votre salle de bain.

**Materiais**  
Materials|Matériels

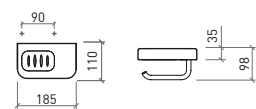


**Acabamentos**  
Finish|Finition

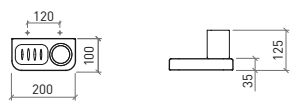




41700



41721




41713 1  
6A860000 2

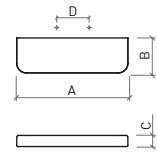


41703

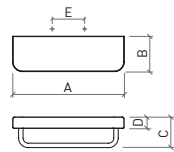
# VINTAGE



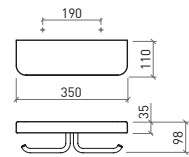
		A	B	C
41706	<b>47</b>	470	75	62
41707	<b>57</b>	570	75	62
41708	<b>67</b>	670	75	62



		A	B	C	D
41704	<b>18</b>	185	110	35	90
41725	<b>35</b>	350	110	35	190
41727	<b>60</b>	600	110	35	400



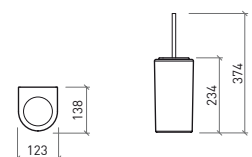
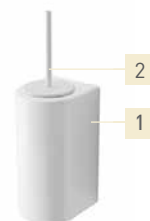
		A	B	C	D	E
41724	<b>35</b>	350	110	96	35	190
41726	<b>60</b>	600	110	96	35	400



41723

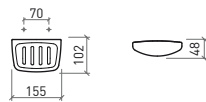


41710

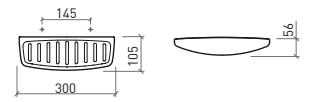


41719 **1**  
41711 **2**

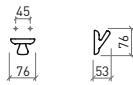
# SÉRIE A



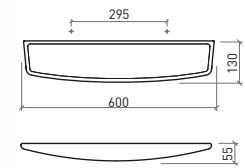
4300



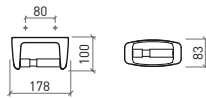
4301



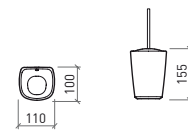
4303



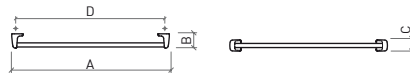
4304



4310

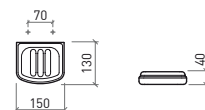


4309 1  
4011 2

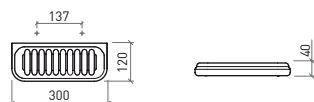


		A	B	C	D
1	4306	40	440	90	72
2	4307	50	540	90	72
3	4308	60	640	90	72
4	4305				

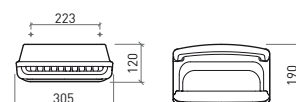
# SÉRIE I



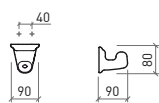
4000



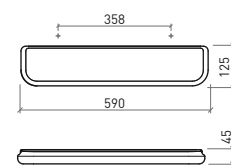
4001



4002



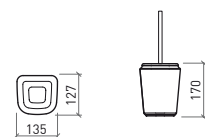
4003




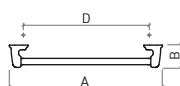
4004



4010

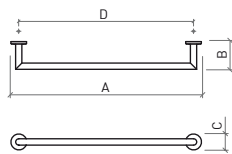


4009 1  
4011 2

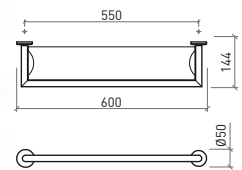


		A	B	C	D	
1	4006	40	470	95	90	360
2	4007	50	570	95	90	460
3	4008	60	670	95	90	560
4	4005					





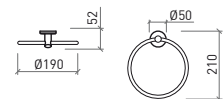
	A	B	C	D
41806	30	300	89	50
41807	45	450	89	50
41808	60	600	89	50



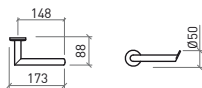
41804



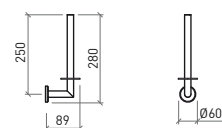
41816



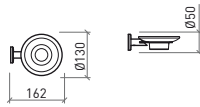
41815



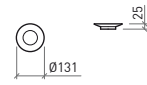
41810



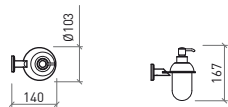
41820



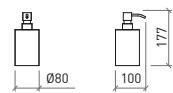
42100



42102



42112



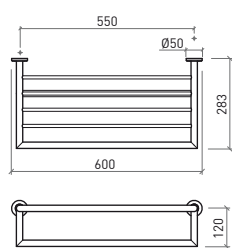
42118



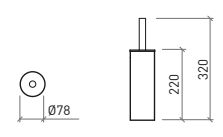
42103



42113



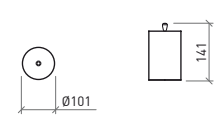
42114



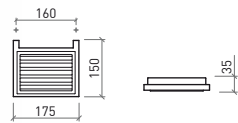
42109 1  
4A210911 1



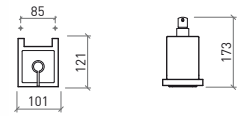
42119



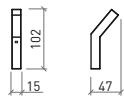
42117



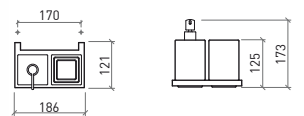
41200



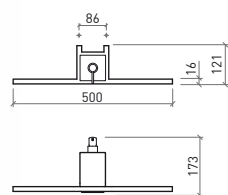
41212



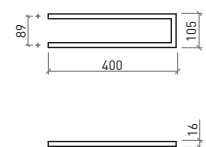
41203



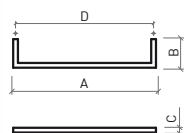
41217



41218




41214

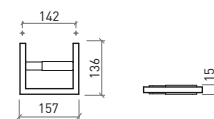


	<b>A</b>	<b>B</b>	<b>C</b>	<b>D</b>
41206	30	300	90	16
41207	45	450	90	16
41208	60	600	90	16

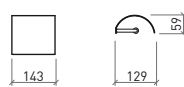
41204



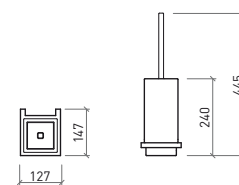
41215



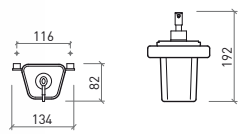
41210



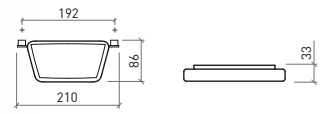
41220



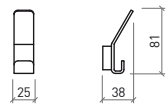
41209



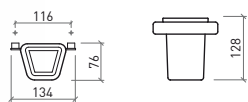
46012



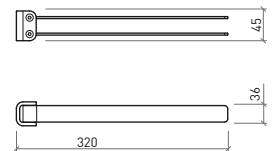
46000



46003



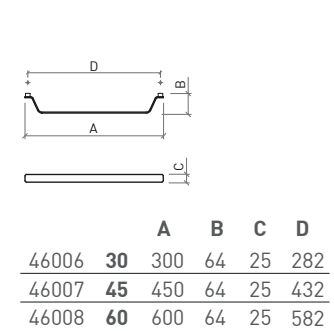
46013




46014



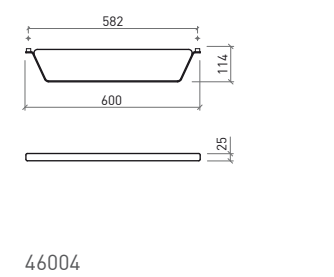
46006



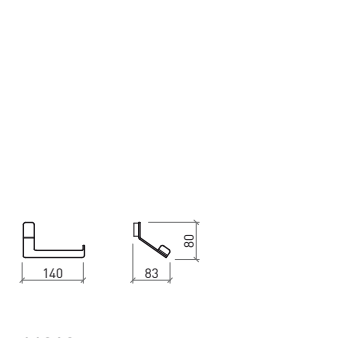
	A	B	C	D
46006	30	300	64	25
46007	45	450	64	25
46008	60	600	64	25



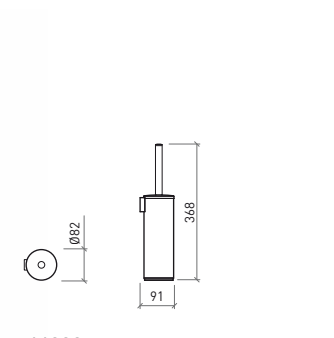
46010



46004

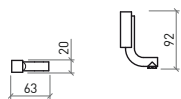


46009

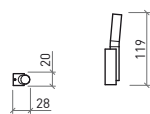


46009


# WCA



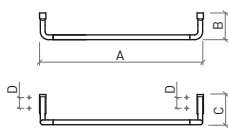
41300



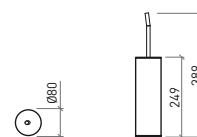
41303



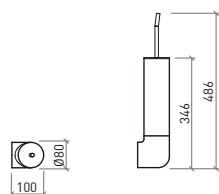
	A	B	C
41306	30	300	57
41307	60	600	57
41308	80	800	57



	A	B	C	D
41326	30	300	84	95
41327	60	600	84	95
41328	80	800	84	95



41309

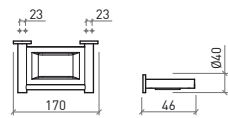


41319



41310

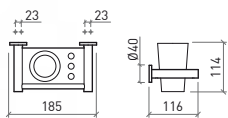




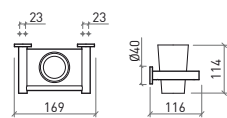
41100



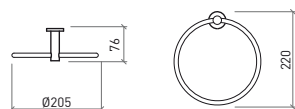
41103



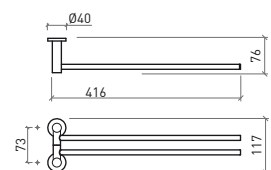
41116



41113

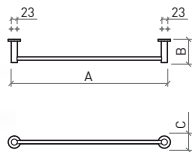


41115

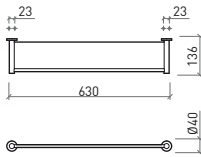


41114

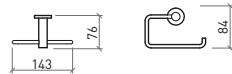
# PRESTIGE



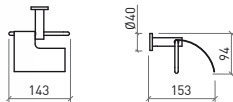
	A	B	C
41106	40	412	76
41107	50	512	76
41108	60	630	76



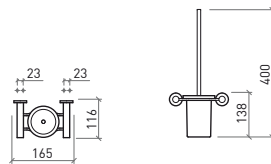
41104



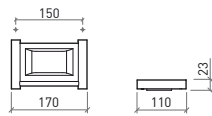
41110



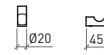
41120



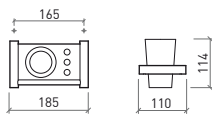
41109 1  
41011 2



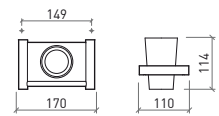
41000



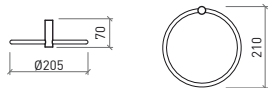
41003



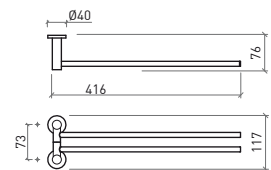
41016



41013

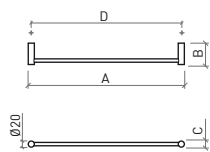


41015

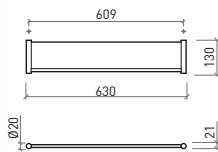


41114

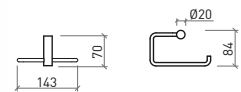
# ALFA



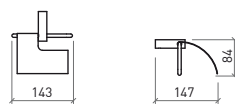
	A	B	C	D	
41006	40	412	70	21	412
41007	50	512	70	21	492
41008	60	612	70	21	592



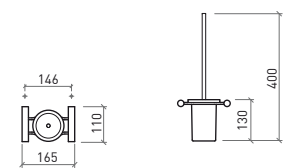
41004



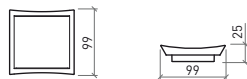
41010



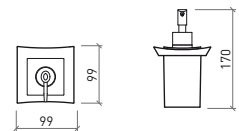
41020



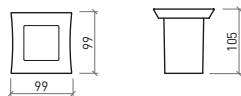
41009 1  
41011 2



46520



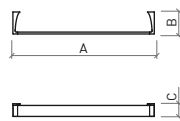
46518



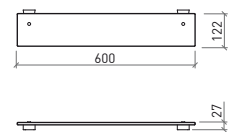
46519



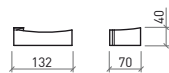
46503



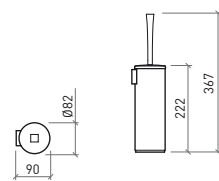
	A	B	C
46506	30	300	70 40
46507	45	450	70 40
46508	60	600	70 40



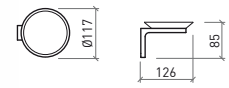
46504



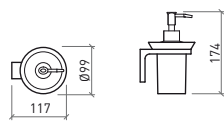
46510



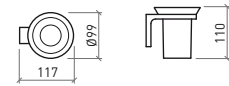
46509



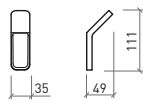
47000



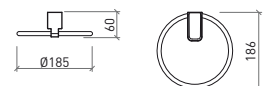
47012



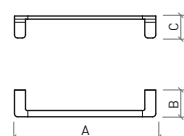
47013



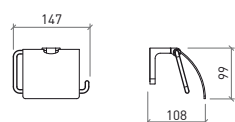
47003



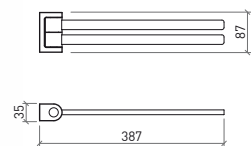
47015



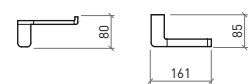
	<b>A</b>	<b>B</b>	<b>C</b>
47006	<b>30</b>	300	85 70
47007	<b>45</b>	450	85 70
47008	<b>60</b>	600	85 70



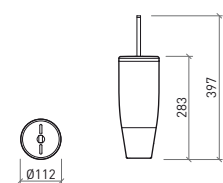
47020



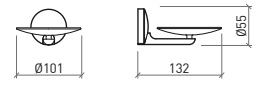
47014



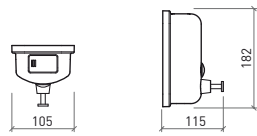
47010



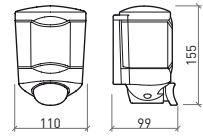
47009



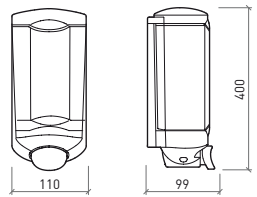
41500



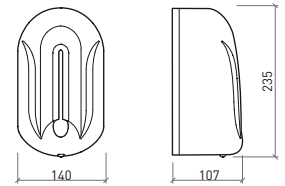
41512



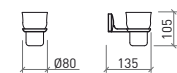
41539



41540



41537

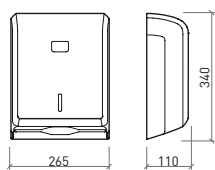


41513



41529

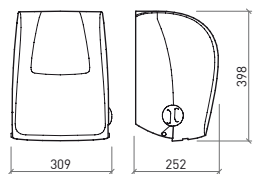




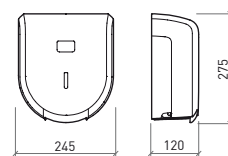
41541



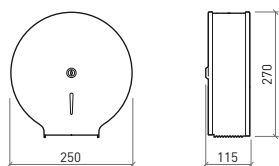
41542



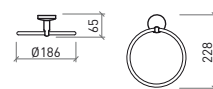
41549



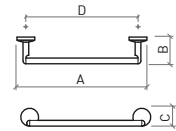
41543



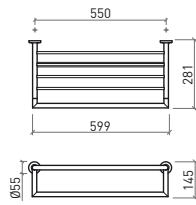
41544



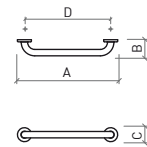
41515



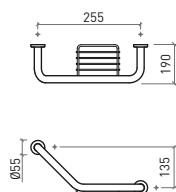
	A	B	C	D
41506	30	356	84	Ø55 300
41507	45	506	84	Ø55 450
41508	60	656	84	Ø55 600



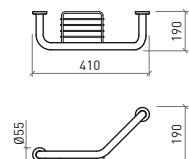
41514



	A	B	C	D
41550	30	355	63	Ø55 300
41551	45	504	63	Ø55 449
41552	60	655	63	Ø55 600



41553 



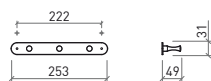
41554 



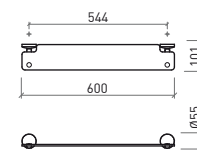
41503



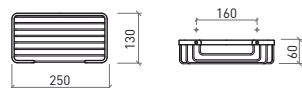
41523



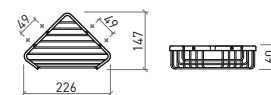
41533



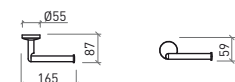
41504



41501



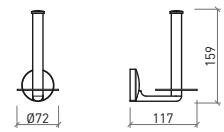
41502



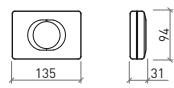
41510



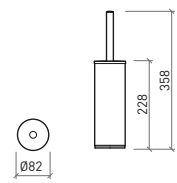
41520



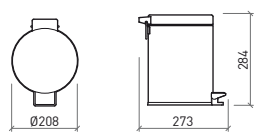
41511



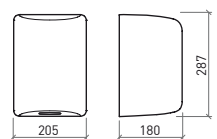
41530



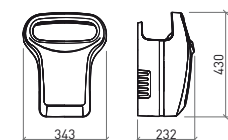
41509 1  
4A1509 2



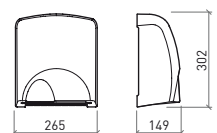
41522



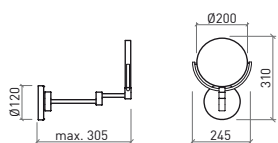
41531



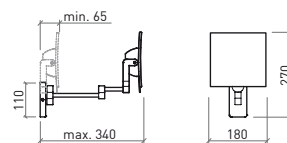
41532



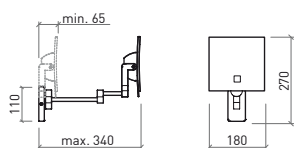
41534



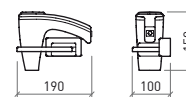
41545



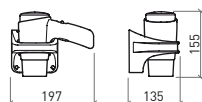
41546



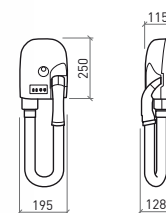
41547



41535



41536



41548



**Kit de manutenção**  
Maintenance kit  
Kit d'entretien



**Número de pessoas**  
Number of persons  
Nombre de personnes



**Número de pessoas deitadas**  
Number of lying persons  
Nombre de personnes couché

**Kg**

**Peso**  
Weight  
Poids

**Kg**

**Peso com água**  
Weight with water  
Poids avec de l'eau



**Injetores**  
Jets



**Iluminação**  
Lightning  
Éclairage



**Cromoterapia**  
Chromoterapy  
Chromothérapie



**Tensão**  
Voltage  
Tension



**Cobertura térmica**  
Thermal cover  
Couverture thermique



**Escadas**  
Stairs  
Escalier



**Opcional**  
Optional  
Option



## SPA

Aqua Natura 3	134
Aqua Natura 4	136
Aqua Natura 5	138

SPA



## RELAXAMENTO & REVITALIZAÇÃO

Prepare-se para se sentir mais saudável e relaxado com a hidroterapia da gama Aqua Natura da Sanindusa.

Um conjunto de 5 Spas, desenvolvidos a pensar nos novos estilos de vida, que resultam na combinação de diferentes formas de relaxamento através da água, proporcionando uma melhoria da saúde e bem-estar gerais.

## RELAXATION & REVITALIZATION

Prepare yourself to feel healthier and more relaxed thanks to hydro therapy with the Sanindusa's Aqua Natura line.

The line includes 5 Spas, developed according to the modern lifestyles of today. These result from combinations of different relaxation forms involving water, improving health and general well-being.

## DETENTE & REVITALISATION

Préparez-vous à vous sentir en meilleure santé et plus détendu avec l'hydrothérapie de la gamme Aqua Natura de Sanindusa.

Un ensemble de 5 Spas, conçus en pensant aux nouveaux modes de vie, qui se traduisent par une combinaison de différentes formes de relaxation par l'eau, en procurant une amélioration de la santé et du bien-être.



### Massagem

As Spas da Sanindusa estão equipados com 2 sistemas de massagem que funcionam de forma individual ou em simultâneo.

Massagem com água: injeção de água através de injectores. Produz uma sensação tonificante em todo o corpo.  
Massagem com ar: injeção de ar através de múltiplas saídas de ar localizadas no fundo do spa, para uma massagem relaxante.

### Massage

Sanindusa Spas are equipped with 2 massage systems that operate independently or simultaneously.

Water massage: injection of water through jets, producing a tonifying sensation all over the body.  
Air massage: injection of air through multiple air jets located in the bottom of the spa, for a relaxing massage.

### Massage

Les Spas de Sanindusa sont équipés de deux systèmes de massage fonctionnant indépendamment ou simultanément

Massage eau: injection d'eau au moyen de jets. Procure une sensation tonifiante dans tout le corps.  
Massage air: injection d'air au moyen de sorties d'air multiples se trouvant dans le fond du spa, pour un massage relaxant.

### Cromoterapia

A versão TOP incorpora um sistema de cromoterapia que produz efeitos de luz muito relaxantes.

### Chromotherapy

The TOP version incorporates a chromotherapy system which produces extremely relaxing light effects.

### Chromothérapie

La version TOP intègre un système de chromothérapie qui produit des effets de lumière relaxants.







1 Encosto de cabeça  
Headrest  
Cousin de tete

3 Skimmer

5 Injectores médios  
Average jets  
Jets moyens

7 Sucção  
Suction

2 Painel de controlo  
Control panel  
Tableau de contrôle

4 Injectores grandes  
Large jets  
Grands jets

6 Jatos Ar/Água  
Air/Water jets  
Jets Air/Eau

8 Luz/Cromoterapia  
Light/Chromotherapy  
Léger/Chromothérapie

As Spas da Sanindusa são fabricadas em chapa acrílica de 3.2 mm com reforço de fibra de vidro e revestimento térmico com espuma de poliuretano.

São modelos auto-portantes, com estrutura em alumínio, de fácil instalação em habitações privadas, que podem ser diretamente ligados à rede de esgotos e que apenas requerem uma instalação elétrica adequada.

Sanindusa Spas are manufactured in 3.2mm acrylic plate with glass fibre reinforcement and a thermal finish of polyurethane foam.

The models are free-standing, with an aluminium frame. They are easily installed in private homes and can be directly connected to the sewage system and only require the appropriate electrical installation.

Les Spas de Sanindusa son fabriqués en tôle acrylique de 3.2mm avec un renforcement fibre de verre et une isolation thermique en mousse polyuréthane.

Ce sont des modèles autoportants, avec une structure en aluminium, faciles à installer en logements privés, qui peuvent être directement raccordés au réseau d'égouts et qui n'exigent qu'une installation électrique adéquate.



#### Gerador de ozono

O gerador de ozono purifica a água permitindo uma redução de cerca de 50% no consumo de produtos de desinfecção, em cada operação de manutenção da água.

#### Ozone generator system

The ozone generator system purifies the water and reduces the use of disinfectant products by approximately 50% in each water maintenance procedure.

#### Générateur d'ozone

Le générateur d'ozone purifie l'eau, ce qui permet une réduction d'environ 50% de la consommation de produits de désinfection, à chaque opération d'entretien de l'eau.

## EQUIPAMENTO

### Injetores

Nas Spas encontramos diferentes tipologias de injetores ar/água, direcionados e com possibilidade de regulação individual do caudal, que lhe permitem usufruir de massagens e efeitos diversos na zona do corpo que pretende massajar. O número de injetores depende do modelo e da versão da Spa.

### Paineis

Estão disponíveis em 2 cores diferentes (cinza e castanho), permitindo uma melhor integração com o local circundante.



### Cobertura térmica

Todos os modelos dispõem de uma cobertura para reduzir a evaporação e evitar a descida de temperatura da água. Permite economizar água e diminuir a frequência das operações de manutenção, deixando a água limpa durante mais tempo. Ajuda na prevenção de acidentes com crianças, evitando o risco destas entrarem na Spa sem a vigilância de adultos.


## EQUIPMENT

### Jets

The Spas possess different types of rotatable air/water jets. The flow can be individually adjusted, thus providing personalised massages and creating different effects in specific areas of the body. The number of jets depends on the spa's model and version.

### Panels

Two different colours are available (grey and brown), so that the Spa may be better integrated in its surrounding environment.



### Thermal cover

A cover is available for all models to reduce evaporation and avoid decreases in water temperature. It helps save water and reduces the number of maintenance procedures because the water remains clean for an extended amount of time. The cover also aids in the prevention of accidents involving children, reducing the risk of children using the spa without parental supervision.

## EQUIPAMIENTO

### Jets

Dans les spas, vous trouverez différents types d'injecteurs air/eau, dirigés et avec la possibilité de réglage individuel du débit, qui vous permettent de bénéficier de massages et effets divers sur la zone du corps que vous souhaitez masser. Le nombre d'injecteurs dépend du modèle et de la version du Spa.

### Panneaux

Il existent en 2 couleurs différentes (gris et marron), permettant de mieux se fondre dans le milieu environnant.

### Couverture thermique

Tous les modèles disposent d'une couverture pour réduire l'évaporation et éviter la baisse de température de l'eau. Ceci permet d'économiser l'eau et de diminuer la fréquence des opérations d'entretien, en laissant l'eau propre pendant plus longtemps. La couverture aide à prévenir les accidents chez les enfants, en évitant qu'ils ne rentrent dans le spa sans surveillance d'adultes.

### Resistência de aquecimento

Ativa-se para atingir e manter a temperatura da água programada.

### Blower

Quando ativado, acciona a circulação de ar nos injectores.

### Equipamento de filtração

Através do skimmer, a água entra no sistema de purificação libertando-se das impurezas ao passar pelo filtro de cartucho. A água é filtrada continuamente, mantendo-se limpa e à temperatura previamente programada. O filtro de cartucho é lavável e tem um período de vida variável entre 1 a 2 anos, dependente da utilização da Spa.

### Bomba de massagem e filtração

Quando ativada, acciona a circulação de água nos injectores. Liga-se automaticamente para executar os ciclos de filtração programados.

### Encostos

Os encostos proporcionam um excelente apoio para o pescoço e para a cabeça, potenciando o conforto na hora de utilizar a sua Spa.

### Heating resistance

It activates to reach and maintain the programmed water temperature.

### Blower

When activated, it initiates the circulation of air in the jets.

### Filter unit

Through the use of the skimmer, the water enters the purification system which removes the impurities as the water passes through the cartridge filter. The water is continuously filtered, maintaining it clean and at the previously programmed temperature. The cartridge filter is washable and has a lifetime which ranges from 1 to 2 years, depending on how frequently the Spa is used.

### Massage pump and filter

When activated, it initiates the circulation of water in the jets. It turns on automatically to carry out the programmed filtration cycles.

### Headrest

The headrests supply excellent support of the neck and head, providing the utmost comfort when using the Spa.

### Résistance chauffant

Ils sont activés pour atteindre la température de l'eau programmée.

### Blower

Une fois activé, il met en marche la circulation d'air dans les injecteurs.

### Appareil de filtration

Grâce au skimmer, l'eau entre dans le système de purification en se libérant des impuretés au passage par le filtre de cartouches. L'eau est filtrée en permanence, en restant propre et à la température programmée au préalable. Le filtre à cartouches est lavable et a une durée de vie de 1 à 2 ans, selon l'utilisation du Spa.

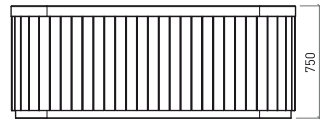
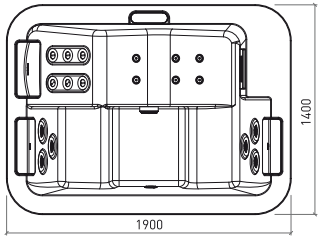
### Pompe de massage et filtration

Une fois activée, elle met en route la circulation de l'eau dans les injecteurs. Elle s'allume automatiquement pour exécuter les cycles de filtration programmés.

### Coussin de tête

Les dossiers constituent un excellent appui-tête et épaules, augmentant le confort lors de l'utilisation de votre Spa.





875300    875323    875303

875306    8A700









8A703  
8A723




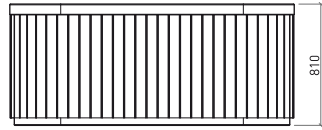
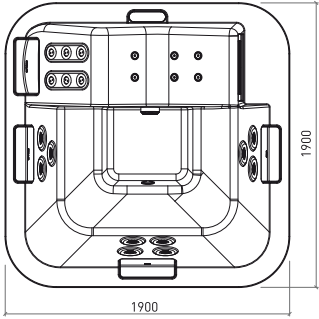
# AQUA NATURA 3

## AQUA NATURA 3

875300|23|03

		Kg	Kg						
4	1	300	1150	20	<input checked="" type="checkbox"/>	<input type="checkbox"/>	220-240V~	<input type="checkbox"/>	<input type="checkbox"/>





8A703  
8A723





# AQUA NATURA 4

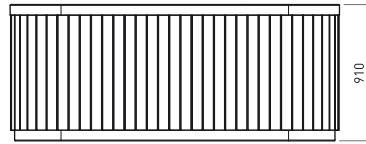
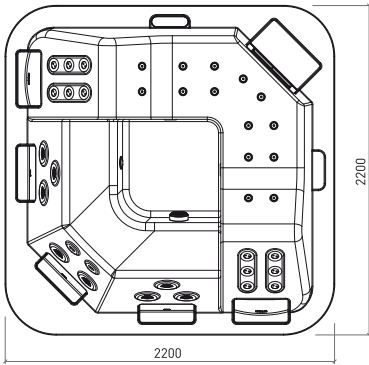
**AQUA NATURA 4 TOP** 87T5400I23I03

4	1	402 Kg	1502 Kg	34			220-240V~		

**AQUA NATURA 4** 875400I23I03

4	1	400 Kg	1500 Kg	28			220-240V~		





875500    875523    875403



87T5400    87T5523    87T5403



∧ 875406

8A700 

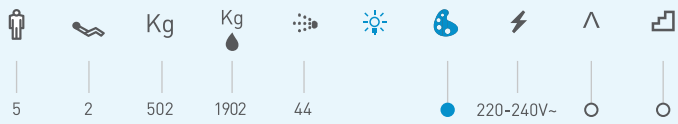
8A703  
8A723



# AQUA NATURA 5

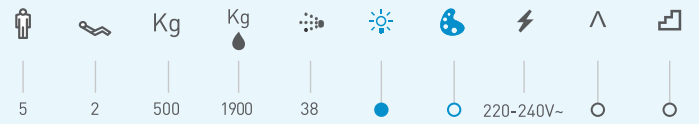
## AQUA NATURA 5 TOP

87T5500I23I03



## AQUA NATURA 5

875500I23I03





**Dimensão (centímetros)**  
Dimension (centimeters)  
Dimension (centimètres)



**Válvula**  
Waste  
Vidage



**Kit pés de banheira**  
Fixing feet set  
Jeu pieds baignoires (fixing kit)



**Capacidade (litros)**  
Capacity (liters)  
Capacité (litres)



**Sistema X90**  
X90 system  
Système X90



**Sistema TOP**  
TOP system  
Système TOP



**Sistema EASY**  
EASY system  
Système EASY



**Sistema BODYLINE**  
BODYLINE system  
Système BODYLINE



**Sistema TWOSPACE**  
TWOSPACE system  
Système TWOSPACE



**Painéis**  
Panels  
Panneaux



**Direita**  
Right  
Droite



**Esquerda**  
Left  
Gauche



**BANHEIRAS  
BATHTUBS  
BAIGNOIRES**



Aveiro	148
Eva	149
Bodyline	150
Easy	151
Reflex	152
Virginia	154
Vintage	155
Millennium	156
WCA	158
Newday	159
Vértice	160
Plan	162
Duna	163
Skin	164
Rita	165
Agres	166
Alfa	167
Rimini	168
Shortline	169
Babybath	170
Twospace	171

Componentes para banheiras	172
Components for bathtubs	
Composants pour baignoires	

Bathmoments	173
-------------	-----



## GARANTIA

A Sanindusa assegura aos seus clientes uma garantia de **5 anos** nas banheiras simples e **2 anos** nas banheiras de hidromassagem. A garantia apenas cobre defeitos de funcionamento das peças e dos componentes de cada equipamento.

## WARRANTY

Sanindusa ensures a **5-years** warranty for the simple bathtubs and **2-years** warranty for the hydromassage bathtubs. The warranty only covers malfunction of pieces and components of the equipment.

## GARANTIE

Les baignoires dites simples Sanindusa sont garanties **2 ans** et les baignoires d'hydromassage sont garanties **5 ans**. La garantie ne couvre que les défauts de fonctionnement des pièces et des composants de chaque équipement.



## LIMPEZA E MANUTENÇÃO

As banheiras da Sanindusa são de fácil manutenção. Após cada utilização, limpe resíduos de sabonete ou shampoo. De uma forma geral, recomenda-se, uma limpeza semanal completa, com água e sabão neutro ou detergente. Nunca usar pós abrasivos ou detergentes líquidos/cremosos com abrasivos. Para um acabamento perfeito, limpar com a ajuda de um pano suave e seco ou com um pano de camurça.

## CLEANING AND MAINTENANCE

SANINDUSA bath and shower trays are of easy maintenance. After each use, wipe the remains of soap and/or shampoo. In general it is recommended a weekly complete cleaning with water and neutral soap or detergent. Never use abrasive powders/detergents or liquid/creamy detergents with abrasives. For a perfect cleansing finishing, clean with a soft dry cloth or a chamois leather cloth.

## NETTOYAGE ET ENTRETIEN

Les baignoires et receveurs de douche SANINDUSA sont de maintient facile. Après chaque utilisation, nettoyez les restes de savonnette et/ou shampooing. D'une façon générale, on recommande le nettoyage hebdomadaire complet avec de l'eau et savon ou détergent neutre. Ne jamais utiliser de poudres abrasives ou détergents liquides/crémeux avec des abrasifs. Pour une finition parfaite, nettoyez avec l'aide d'un tissu souple et sec ou avec en tissu de chamois.

## ATENÇÃO

Deverá ter-se especial atenção à necessidade de colocação de um tapete antiderrapante, ou em alternativa, de uma toalha ou toalha de saída de duche/banho, sobre a superfície da base/banheira, por forma a evitar acidentes.

## WARNING

Particular attention should be taken to ensure the placement of an anti-slip mat or in alternative a towel or douche/bath exit towel on the surface of the shower tray/bath in order to prevent accidents.

## ATTENTION

Il faut prendre attention particulière pour assurer la mise en place d'un tapis antidérapant ou en alternative une serviette ou une serviette de sortie de baignoire/douche sur la surface du receveur de douche/baignoire afin de prévenir les accidents.

## APLICAÇÃO DE TORNEIRAS

Podem ser aplicadas torneiras\* em todas as abas das banheiras SANINDUSA que cumpram os seguintes requisitos:

- tenham disponível um espaço igual ou superior a 75mm, medida no interior da aba (correspondente à largura da torneira);
- tenham disponível um espaço plano igual ou superior a 200mm, medida no exterior da aba (correspondente ao comprimento da torneira).

\*aplicável a misturadoras da marca SANINDUSA

## TAPS APPLICATION

Mixers\* can be applied in all bathtub tabs of SANINDUSA that meet the following requisites:

- have an available area equal or superior to 75mm, measured on the inside flap (corresponds to the width of the tap);
- have an available flat space equal or superior to 200mm, measured from the outside flap (corresponds to the length of the tap).

\*applicable to SANINDUSA brand mixers

## APPLICATION DES ROBINETS



Les mitigeurs peuvent être appliqués dans tous les onglets de la baignoire de SANINDUSA qui répondent aux conditions suivantes:

- avoir une zone disponible égal ou supérieur à 75mm, mesuré sur le rabat intérieur (correspond à la largeur du robinet);
- avoir un espace plat disponible égal ou supérieur à 200 mm, mesuré à partir du volet extérieur (correspond à la longueur du robinet).

\* applicable aux mitigeurs SANINDUSA



**Cores**  
Colors/Couleurs





Cores Colors/Couleurs		PLAN 162	DUNA 163	SKIN 164	RITA 165	AGRES 166	ALFA 167	RIMINI 168	SHORTLINE 169	BABYBATH 170	TWOSPACE 171	8005 172	8001 8002 172	8012 172
branco white/blanc		●	●	●	●	●	●	●	●	●	●	●	●	●
pergamon		●	●	●	●	●	●	●						
cinza grey/lgris							●							
almond							●							
bege beige														
rosa pink/rose														
azul blue/bleu							●					●	●	
verde green/vert							●					●	●	
cromado chrome														●

encosto  
reahrest  
appui-tête

pegas  
handles  
poignees



ref

ref

<b>Aveiro</b>																		
	148	160x70	<b>50</b>	490	<b>60</b>	810	160L	●										
	148	170x70	<b>50</b>	490	<b>60</b>	810	170L	●										
	148	170x75	<b>50</b>	490	<b>60/70</b>	810/811	182L	●										
<b>Eva</b>																		
	149	150x70	<b>50</b>	490	<b>60</b>	810	144L	●										
	149	160x70	<b>50</b>	490	<b>60</b>	810	157L	●										
	149	160x75	<b>50</b>	490	<b>60</b>	810	160L	●										
<b>Bodyline</b>																		
	150	180x80	<b>+</b>		<b>+</b>		234L											●
<b>Easy</b>																		
	151	170x70	<b>50</b>	490	<b>60</b>	810	155L	●										
	151	170x75	<b>50</b>	490	<b>70</b>	811	170L	●										
<b>Reflex</b>																		
	152	170x75	<b>70</b>	491	<b>70</b>	811	190L	●		●								
	152	180x80	<b>70</b>	491	<b>70</b>	811	210L	●		●								
<b>Virginia</b>																		
	154	180x80	<b>70</b>	491	<b>70</b>	811	237L	●		●								
	154	190x90	<b>70</b>	491	<b>70/80</b>	811/813	290L	●		●								
<b>Vintage</b>																		
	155	180x80	<b>50</b>	490	<b>70</b>	811	205L	●		●								
<b>Millennium</b>																		
	156	170x75	<b>50</b>	490	<b>60/70</b>	810/811	200L	●										
	156	180x80	<b>50</b>	490	<b>70</b>	811	252L	●		●								
	156	190x95	<b>70</b>	491	<b>70/80</b>	811/813	302L	●		●								
<b>WCA</b>																		
	158	180x180	<b>50</b>	490	<b>70</b>	811	237L	●										
<b>Newday</b>																		
	159	170x90	<b>50</b>	490	<b>70</b>	811	220L	●		●								
<b>Vértice</b>																		
	160	160x70	<b>50</b>	490	<b>60</b>	810	160L	●										
	160	160x75	<b>50</b>	490	<b>70</b>	811	180L	●										
	160	170x70	<b>50</b>	490	<b>60</b>	810	175L	●										
	160	170x75	<b>50</b>	490	<b>70</b>	811	190L	●										
	160	175x80	<b>50</b>	490	<b>70</b>	811	210L	●		●								
	160	180x80	<b>50</b>	490	<b>70</b>	811	215L	●		●								
	160	190x90	<b>50</b>	490	<b>70/80</b>	811/813	280L	●		●								
<b>Plan</b>																		
	162	170x75	<b>70</b>	491	<b>60/70</b>	810/811	237L	●										
	162	180x80	<b>70</b>	491	<b>70</b>	811	293L	●		●								
	162	190x90	<b>70</b>	491	<b>80</b>	813	420L	●		●								
<b>Duna</b>																		
	163	160x90	<b>70</b>	491	<b>60/70</b>	810/811	170L	●		●								
<b>Skin</b>																		
	164	120x120	<b>50</b>	490	<b>60</b>	810	173L	●										
<b>Rita</b>																		
	165	135x135	<b>50</b>	490	<b>70</b>	811	210L	●		●								
<b>Agres</b>																		
	166	140x140	<b>50</b>	490	<b>70</b>	811	280L	●		●								

					X90	TOP	EASY	BODY LINE	TWO SPACE
		ref	ref						
<b>Alfa</b>	167	145x145	50 490	70 811	277L	●	●		
<b>Rimini</b>	168	145x145	50 490	70 811	310L				
<b>Shortline</b>	169	100x70	50 490	+	90L				
	169	100x75	50 490	+	100L				
	169	100x80	50 490	+	120L				
<b>Babybath</b>	170	80x45 100x50	p 171 p 171	x x	20L 30L				
<b>Twospace</b>	171	180x120	+	+	480L				●
Potência nominal   Nominal power   Puissance nominale					0.7kW	1.6kW	0.56kW	1.9kW	2.5kW
Consumo nominal   Nomial consumption   Consommation nominale					3.2A	6.8A	2.4A	8.1A	10.6A
Diâmetro do VDA   VDA diameter   Diamètre VDA					52mm	52mm	52mm	52mm	52mm
Injetores de ar/água   Air/water jets   Des jets d'air / eau					6 Duna/Skin 5 Newday 8	6 Duna5	5	5	12
Injetores de ar   Air jets   Des jets d'air							12 Duna 10	6	22
Injetores de ar/água (dorsais saída dupla)   Air/water jets (dorsal double way out) Des jets d'air / eau (dorsale à double sortie)							Reflex 6		
Regulação do fluxo ar/água   Air/water flow flow regulation La régulation des flux / débit d'eau de l'air					digital	digital	manual	digital	digital
Peso   Weight   Poids					22kg	30kg	21kg	33kg	45kg
Disjuntor   Switch   Interrupteur					N/A	N/A	N/A	N/A	N/A

+ Incluído | Included | Inclus  
 x Sem kit | Without kit | Sans kit  
 N/A Não fornecido | Not provided | Non communiqué

# AVEIRO



803000 1  
803200 2  
803100 3

EASY

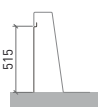
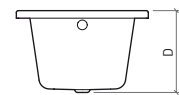
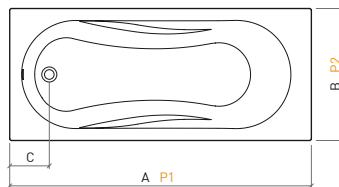


8E3001 4  
8E3201 5  
8E3101 6

X90



823001 7  
823201 8  
823101 9

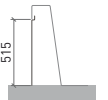
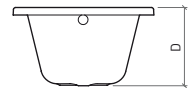
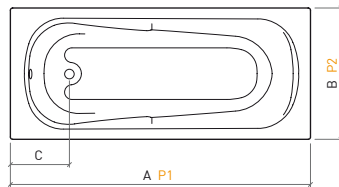


			A	B	C	D	P1	P2
1	4	7	1600	700	200	416	800101 + 800203	
2	5	8	1700	700	245	415	800201 + 800203	
3	6	9	1700	750	200	425	800201 + 800202	





- 800600 1
- 800100 2
- 803500 3



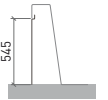
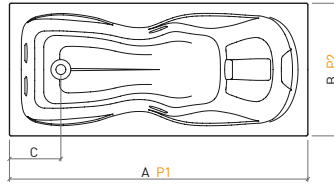
X90

- 820601 4
- 820101 5
- 823501 6

		A	B	C	D	P1	P2
1	4	1500	700	300	420	800601	+ 800203
2	5	1600	700	300	420	800101	+ 800203
3	6	1600	750	300	420	800101	+ 800202



# BODYLINE



845517 1 + 845500 2

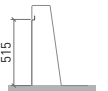
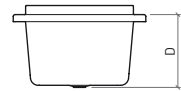
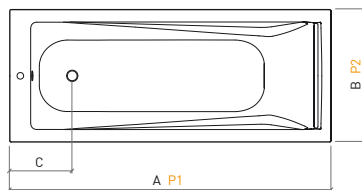
	A	B	C	D	P1	P2
1	1800	800	300	486	805501	805502



# EASY



806800 1  
806900 2



826801 3  
826901 4

		A	B	C	D	P1	P2
1	3	1700	700	330	413	805801 + 800203	
2	4	1700	750	322	416	805801 + 800202	





8208



805000 1  
805100 2

X90



825001 3  
825101 4

TOP



845001 5  
845101 6

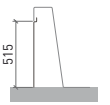
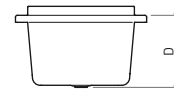
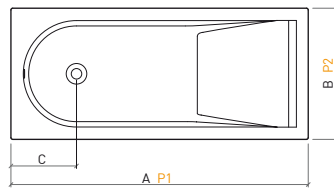
\* apoio de cabeça incluído na versão TOP  
headrest included in TOP version  
appui-tête inclus dans la version TOP





# REFLEX

			A	B	C	D	P1	P2
1	3	5	1700	750	375	412	805001 + 805002	
2	4	6	1800	800	400	412	805101 + 805102	



# VIRGINIA

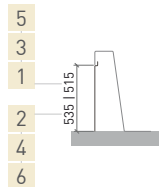
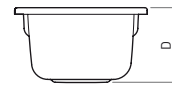
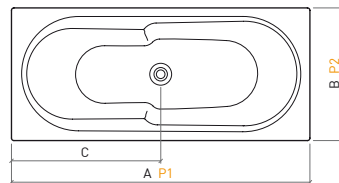


800300 1  
803700 2

X90



820301 3  
823701 4



TOP

840301 5  
843701 6

	A	B	C	D	P1	P2
1 3 5	1800	800	900	455	800301 + 800302	
2 4 6	1900	900	950	454	803701 + 803702	



# VINTAGE



803400 1

X90

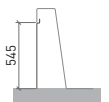
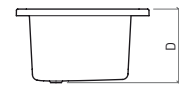
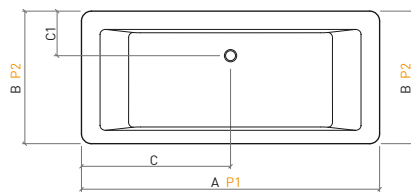


823401 2

TOP



843401 3



	A	B	C	C1	D	P1	P2
1	1800	800	900	235	444	803401 + 803402 / 803403	
2							
3							





804100 1  
804000 2

X90

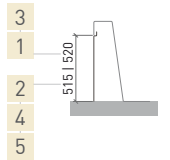
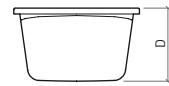
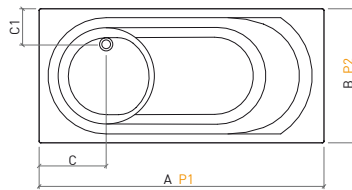


824101 3  
824001 4

TOP



844001 5



		A	B	C	C1	D	P1	P2
1	3	1700	750	370	210	450	800201 + 800202	
2	4	1800	800	370	210	465	800301 + 800302	



# MILLENNIUM



804200 **6**

X90

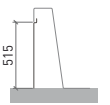
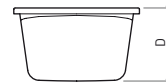
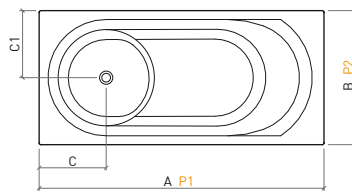


824201 **7**

TOP



844201 **8**



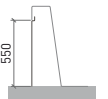
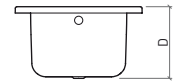
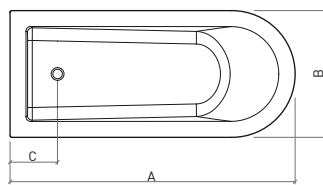
	A	B	C	C1	D	P1	P2
<b>6</b>	1900	950	435	475	444	803701 + 804202	
<b>7</b>							
<b>8</b>							



# WCA



804500 1



X90



824501 2

	A	B	C	D	
1	1800	800	295	445	804505
2					



# NEWDAY



805300 1



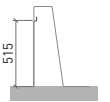
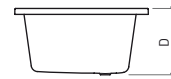
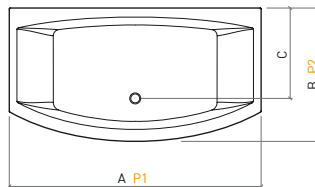
X90

855301 2



TOP

865301 3



	A	B	C	D	P1	P2
1 2 3	1700	900	605	445	805301 + 805302	





805606



807500	1
805600	2
805700	3
805800	4
805900	5
806000	6
806100	7
806200	8

X90



825601	9
825701	10
825801	11
825901	12
826001	13
826101	14
826201	15

TOP


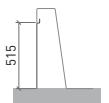
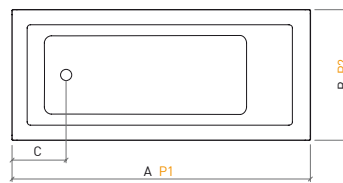


846001	16
846101	17
846201	18



# VÉRTICE

		A	B	C	D	P1	P2
1		1500	700	290	405	800601 + 800203	
2	9	1600	700	290	405	805601 + 800203	
3	10	1600	750	290	405	805601 + 800202	
4	11	1700	700	290	405	805801 + 800203	
5	12	1700	750	295	405	805801 + 800202	
6	13 16	1750	800	298	405	806001 + 805102 / 800302	
7	14 17	1800	800	301	405	805101 + 805102 / 800302	
8	15 18	1900	900	304	405	806201 + 806202	



# PLAN



803600 1  
803300 2  
807300 3

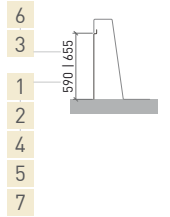
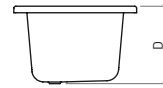
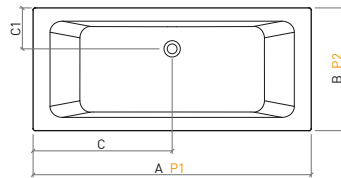
X90



823601 4  
823301 5  
827301 6

TOP

843301 7



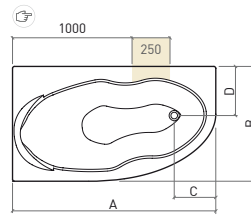
		A	B	C	C1	D	P1	P2
1	4	1700	750	850	250	480	803601 + 803602	
2	5	1800	800	900	235	500	803301 + 803302	7
3	6	1900	900	950	280	560	807301 + 807302	



# DUNA

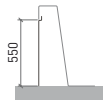
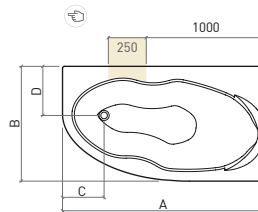


802100 1  
802200 2



X90

822101 3  
822202 4



TOP

842101 5  
842202 6

	A	B	C	D	E	
1	2	3	4	5	6	1600 900 310 390 475 802101



cotas para aplicação de torneira na parede | dimensions for tap application on the wall | dimensions pour l'application du robinet sur le mur

# SKIN

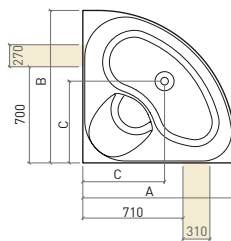


801200 1



X90

821201 2



	A	B	C	D	
1	1200	1200	645	429	801203
2					



cotas para aplicação de torneira na parede | dimensions for tap application on the wall | dimensions pour l'application du robinet sur le mur


# RITA



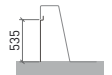
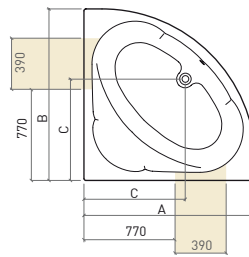
801000 1



821001 2



841001 3



	A	B	C	D	
1	1350	1350	800	440	801003
2					
3					



cotas para aplicação de torneira na parede | dimensions for tap application on the wall | dimensions pour l'application du robinet sur le mur

# AGRES



807400 1

X90

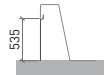
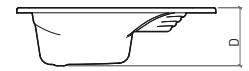
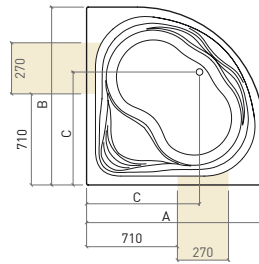


827401 2

TOP



847401 3



	A	B	C	D	
1	1400	1400	900	456	807403
2					
3					



cotas para aplicação de torneira na parede | dimensions for tap application on the wall | dimensions pour l'application du robinet sur le mur

# ALFA



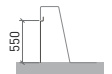
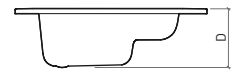
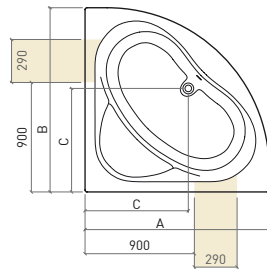
801100 1

X90



821101 2

TOP



841101 3

	A	B	C	D	
1	1450	1450	835	470	801104
2					
3					

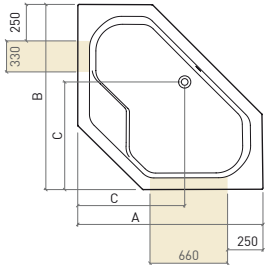


cotas para aplicação de torneira na parede | dimensions for tap application on the wall | dimensions pour l'application du robinet sur le mur

# RIMINI



801400 1



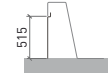
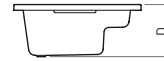
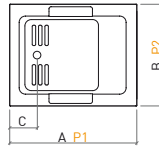
	A	B	C	D	
1	1453	1453	845	445	801403



cotas para aplicação de torneira na parede | dimensions for tap application on the wall | dimensions pour l'application du robinet sur le mur



# SHORTLINE

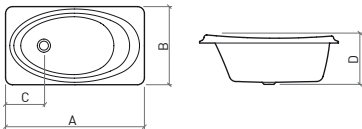


- 806300 1
- 806400 2
- 806500 3

	A	B	C	D	P1	P2
1	1000	700	220	410	806301 + 800203	
2	1000	750	215	410	806301 + 800202	
3	1000	800	215	410	806301 + 800302	



# BABYBATH



806600 1  
806700 2

	A	B	C	D						
1	800	450	213	255	4V9411	4V9160	4V9100	4V9111	4V9211	
2	1000	500	221	255	4V9411	4V9160	4V9100	4V9111	4V9211	

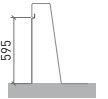
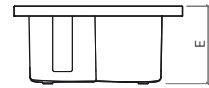
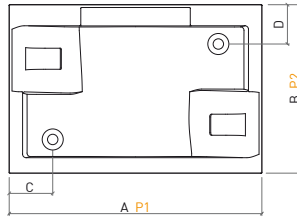


# TWOSPACE



\*805206

805200 1



TWO SPACE



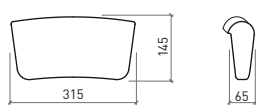
\*805206

- 86520311 2
- 8652031100A 3
- 8652031100B 4
- 8652031100E 5
- 8652031100G 6
- 8652031100F 7

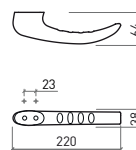
		A	B	C	D	E	
1	2	1800	1200	310	280	545	-
	3	1800	1200	310	280	545	1 P1
	4	1800	1200	310	280	545	1 P1 + 1 P2
	5	1800	1200	310	280	545	1 P1 + 2 P2
	6	1800	1200	310	280	545	2 P1 + 1 P2
	7	1800	1200	310	280	545	2 P1 + 2 P2



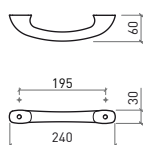
8005



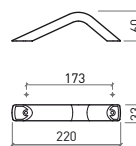
8001



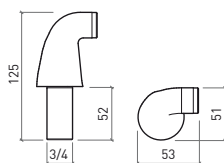
8002



8012



5A00070



**Hidroclean**

8A100



810  
811  
813



490  
491



**Bathmoments**

4000000



**Energy**

4000200



**Passion**

4000400



**Relax**

4000700



**Fresh**

4000800





**Face não vidrada**  
Unglazed face  
Face non vernie



**Pousar**  
To place  
À poser



**Encastrar**  
Countertop  
À encastrar



**Altura reduzida**  
Reduced height  
Hauteur réduite



**Plana**  
Flat  
Plat



**Válvula**  
Shower waste  
Bonde de douche



**Estrado para base de duche**  
Platform for shower tray  
Caillebotis pour receveur de douche



**Direita**  
Right  
Droite



**Esquerda**  
Left  
Gauche



**Antiderrapante**  
Anti-slip  
Antidérapant



**Textura**  
Texturized  
Texture



**Banco para base de duche**  
Seat for shower tray  
Siège pour receveur de douche



**Base de duche**  
Shower tray  
Receveur de douche



## BASES DE DUCHE SHOWER TRAYS RECEVEURS DE DOUCHE

Cerâmicas  
Ceramics  
Céramiques

N

Moraira Bio	182
Extra-Large	184
Aresta	185
Moraira	186
Waterline	190
Elegance	192
Time	193
N Stepln	194

Acrílicas  
Acrylics  
Acryliques

N

N Piano	198
Elsy	200
Mosaico	201
Strado	202
Open	204
WCA	206
Mosaico	207
New WcCare	208
Strado	209
Piano	210
Millennium	212
N Face	213
Open	214

Estrados e bancos  
Platform and seats  
Cailebotis et sieges

Strado	217
Moraira	219



## GARANTIA

A Sanindusa assegura aos seus clientes uma garantia de **5 anos** para bases de duche cerâmicas e acrílicas. A garantia apenas cobre defeitos das peças.

## WARRANTY

Sanindusa ensures a **5-year** warranty for the ceramic and acrylic shower trays. The warranty only covers malfunction of pieces.

## GARANTIE

Les receveurs de douche en céramique ou acrylique Sanindusa sont garantis **5 ans**. La garantie ne couvre que les défauts des pièces.

## AS NOSSAS BASES

Os principais materiais utilizados pela Sanindusa nas bases de chuveiro são a cerâmica, o acrílico e a resina (STONIT). A variedade de formatos e a vasta gama de medidas que são disponibilizadas fazem com que as nossas bases sejam perfeitas para qualquer espaço de banho. A textura antiderrapante, patente em alguns modelos, garante um duche seguro e confortável.

## OUR SHOWET TRAYS

The main materials used by Sanindusa in the shower trays are ceramic, acrylic and resin (STONIT). The variety of formats and the wide range of sizes available make our shower trays the perfect solution for any bathroom space. The Anti-slip texture, available in some models, ensures a safe and comfortable shower.

## NOS RECEVEURS

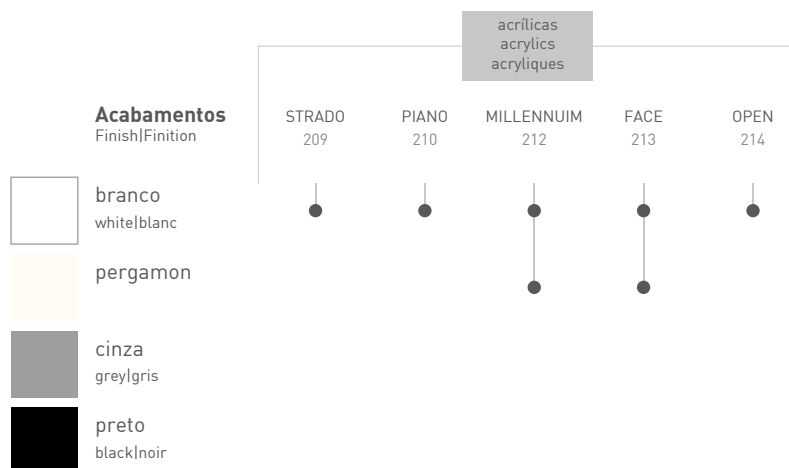
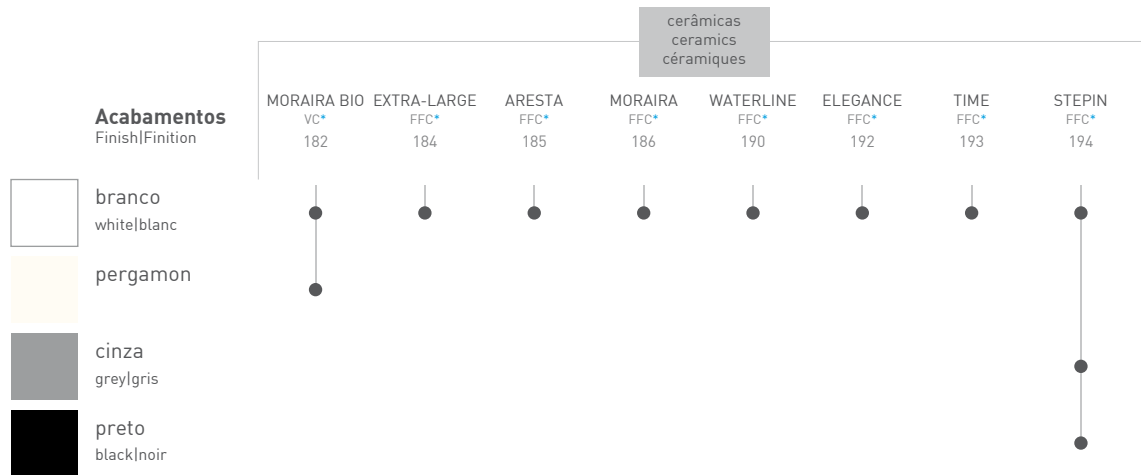
Les principaux matériaux utilisés par Sanindusa dans les receveurs de douche sont la céramique, l'acrylique et la résine (STONIT). La variété des formes et le large éventail de dimensions disponibles, rendent nos receveurs parfaitement adaptables à tout type de salle de bains. La finition antidérapante, disponible dans certains modèles, assure une douche sûre et confortable.

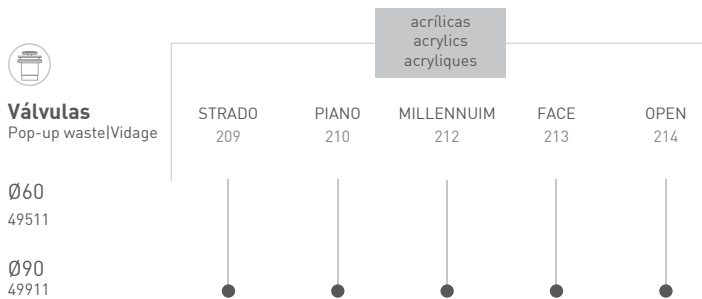
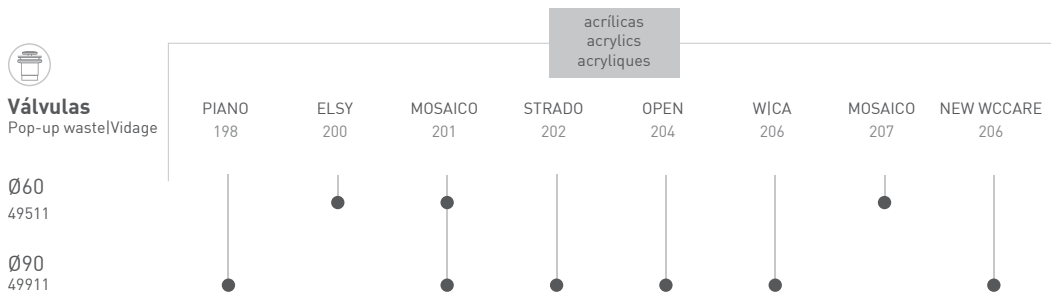



Encastrer  
Built-in  
À encastré

Pousar  
To land  
À poser







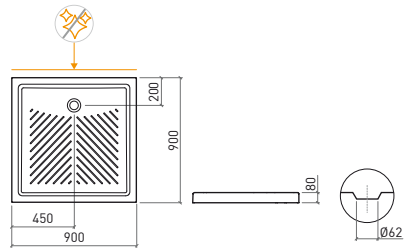
Vitreous China



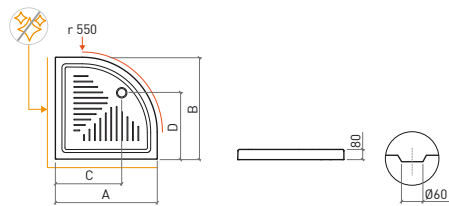
Cerâmicas  
Ceramics  
Céramiques




Fine Fireclay



107670\*  49511



	A	B	C	D	
107681* <b>75</b>	750	750	488	488	49511
107691* <b>80</b>	800	800	538	538	49511

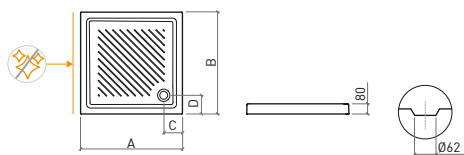
\* disponível brevemente | available soon | bientôt disponible



NEW



# MORAIRA BIO

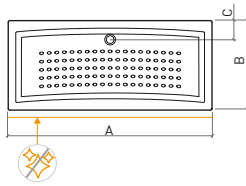



		A	B	C	D		
107590	<b>70</b>	700	700	146	146	49511	
107660*	<b>75</b>	750	750	146	146	49511	
107650	<b>80</b>	790	790	146	146	49511	60715

\* disponível brevemente | available soon | bientôt disponible



# EXTRA-LARGE



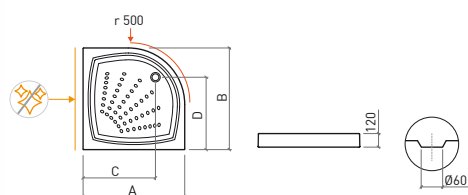
	A	B	C	D	
107292	140	1400	700	150	Ø62 49511
107302	160	1600	700	150	Ø62 49511






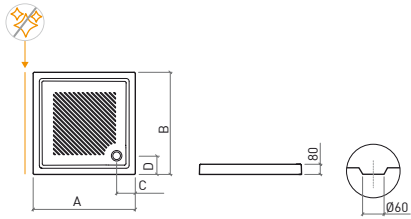


# ARESTA

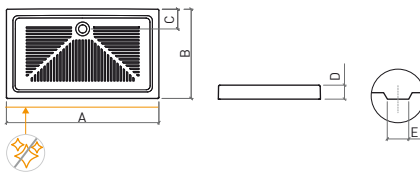


107031	<b>80</b>	<b>A</b>	<b>B</b>	<b>C</b>	<b>D</b>	
		800	800	540	540	49511

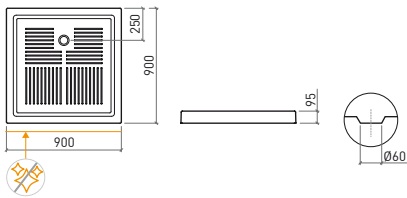




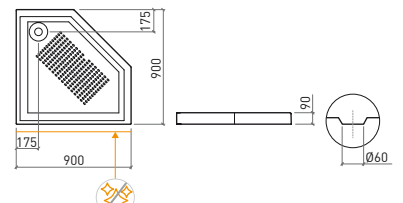
		A	B	C	D	
107150	<b>70</b>	700	700	150	150	49511
107160	<b>75</b>	750	750	145	145	49511



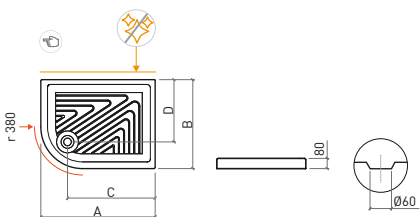
		A	B	C	D	E		
107282	<b>85</b>	850	700	250	100	Ø62	49511	
107192	<b>100</b>	1000	700	155	110	Ø60	49511	60717
107202	<b>120</b>	1200	700	155	110	Ø60	49511	60718
107212	<b>120</b>	1200	800	250	110	Ø60	49511	60719



107250 49511



107264 49511

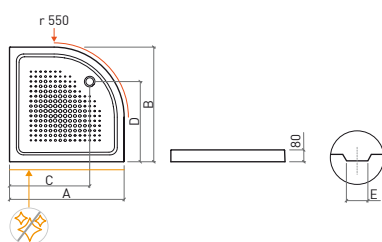


		A	B	C	D	
107261	<b>90</b>	900	700	670	470	49511
107271	<b>90</b>	900	700	670	470	49511

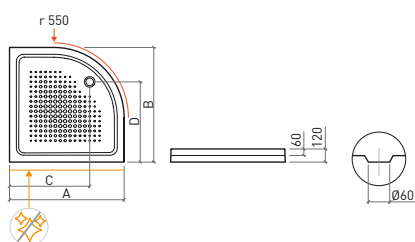
 MORAIRA



# MORAIRA



		A	B	C	D	E	
107161	<b>75</b>	750	750	490	490	Ø62	49511
107171	<b>80</b>	800	800	530	530	Ø60	49511

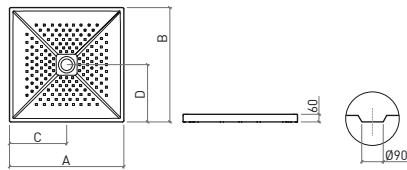


		A	B	C	D	
107221	<b>80</b>	800	800	530	530	49511
107231	<b>90</b>	900	900	630	630	49511





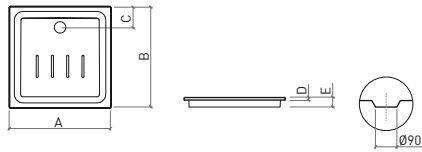
# MORAIRA




		A	B	C	D	
107245	<b>80</b>	800	800	400	400	49911
107255	<b>90</b>	900	900	450	450	49911



# WATERLINE

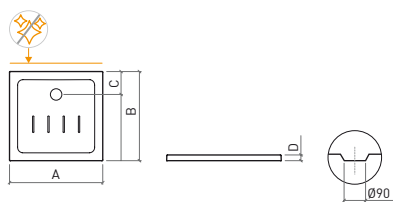


	A	B	C	D	E		
107480	80	800	800	164	20	80	49911
107500	90	895	895	180	18	73	49911

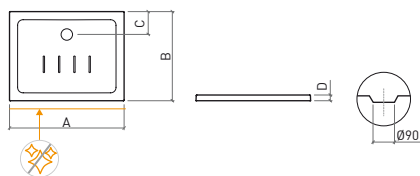





# WATERLINE



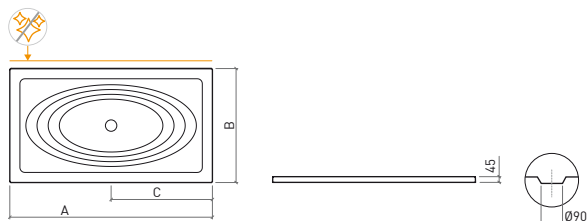
		A	B	C	D	
107470	<b>80</b>	800	800	180	50	49911




		A	B	C	D	
107442	<b>90</b>	905	708	184	45	49911
107452	<b>100</b>	1010	706	185	45	49911
107462	<b>120</b>	1200	700	180	45	49911
107512	<b>140</b>	1390	698	177	47	49911



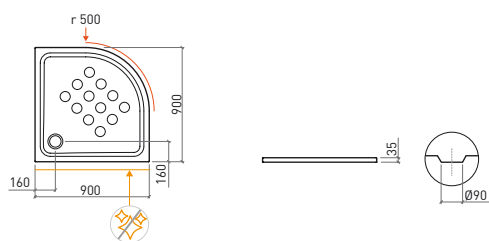
# ELEGANCE



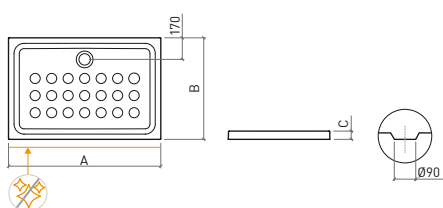
	A	B	C		
107372	120	1210	800	605	49911
107402	120	1200	900	600	49911
107382	140	1400	800	700	49911
107412	140	1400	900	700	49911






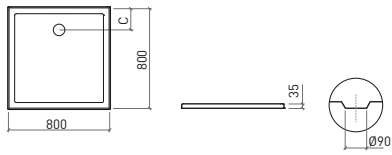


107361  49911



	A	B	C		
107312	100	1005	755	67	49911
107322	100	1005	805	65	49911
107342	120	1200	760	65	49911
107352	120	1200	805	65	49911

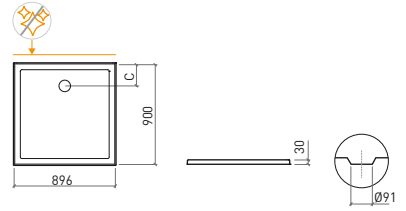




107520

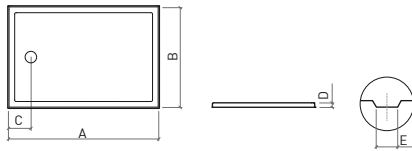



49911



107530

49911



	A	B	C	D	E		
107562	100	1000	700	180	30	Ø91	107562AD 49911
107542*	100	990	790	180	30	Ø90	107542AD 49911
107572	120	1200	700	180	30	Ø91	107572AD 49911
107552	120	1195	795	180	32	Ø90	107552AD 49911

	A	B	C	D	E		
107612	120	1200	900	180	30	Ø90	107612AD* 49911
107622*	140	1400	700	180	30	Ø90	107622AD* 49911
107632*	140	1400	800	---	30	Ø90	107632AD* 49911
107642*	140	1400	900	180	30	Ø90	107642AD* 49911

\* medidas em desenvolvimento | measures under development | dimensions en développement




\* NF apenas em branco | NF only in white | NF uniquement en blanc




# STEPIN

cores disponíveis | colors available | couleurs disponibles



antiderrapante integral | full anti slip | antidérapant complet



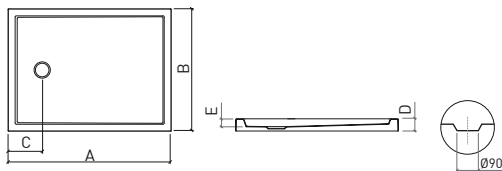
vidrado liso | glazed | vitrifié lisse





Acrílicas  
Acrylics  
Acryliques





	A	B	C	D	E		
802360	100	1000	700	250	75	50	803070 49911
802370	100	1000	750	250	75	47	803080 49911
802380	100	1000	800	250	75	48	803090 49911
802390	100	1000	900	250	75	45	803110 49911
802410	120	1200	700	250	75	47	803120 49911
802420	120	1200	750	250	75	46	803130 49911
802430	120	1200	800	250	75	48	803140 49911
802440	120	1200	900	250	75	48	803150 49911
802450	130	1300	700	250	75	45	803160 49911
802460	130	1300	750	250	75	45	803170 49911
802470	130	1300	800	250	75	45	803180 49911
802480	130	1300	900	250	75	45	803190 49911
802490	140	1400	700	250	75	45	803210 49911
802510	140	1400	750	250	75	45	803220 49911
802520	140	1400	800	250	75	45	803230 49911
802530	140	1400	900	250	75	45	803240 49911

	A	B	C	D	E		
802540	150	1500	700	250	75	60	803250 49911
802550	150	1500	750	250	75	60	803260 49911
802560	150	1500	800	250	75	60	803270 49911
802570	150	1500	900	250	75	60	803280 49911
802580	160	1600	700	250	75	60	803290 49911
802590	160	1600	750	250	75	60	803310 49911
802610	160	1600	800	250	75	60	803320 49911
802620	160	1600	900	250	75	60	803330 49911
802630	180	1800	700	250	75	60	803340 49911
802640	180	1800	750	250	75	60	803350 49911
802650	180	1800	800	250	75	60	803360 49911
802660	180	1800	900	250	75	60	803370 49911
802670	200	2000	700	250	75	60	803380 49911
802680	200	2000	750	250	75	60	803390 49911
802690	200	2000	800	250	75	60	803410 49911
802710	200	2000	900	250	75	60	803420 49911

antiderrapante sob pedido | anti slip by special order | antidérapant sur demande



NEW



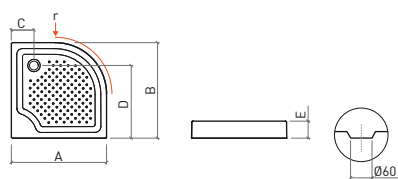
# PIANO




disponible | bientôt disponible  
**available  
soon**

altura | height | hauteur  
**7.5cm**

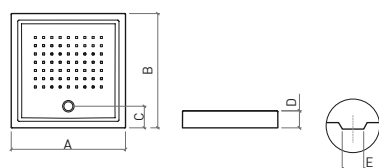
# ELSY




		A	B	C	D	E	r	
800030	<b>75</b>	745	750	200	550	130	370	49511
800040	<b>80</b>	795	800	200	600	130	475	49511
800050	<b>90</b>	893	900	200	700	135	480	49511

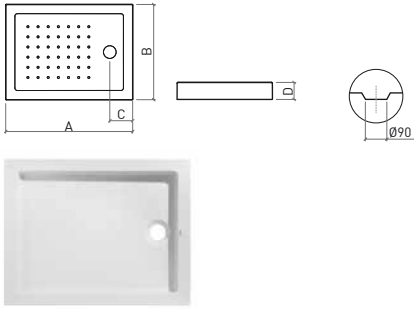









		A	B	C	D	E	
800230	<b>70</b>	700	700	170	80	Ø90	49911
800430	<b>70</b>	700	700	170	120	Ø62	49511
800420	<b>70</b>	700	700	170	160	Ø62	49511
800260	<b>75</b>	750	750	170	80	Ø90	49911
800450	<b>75</b>	750	750	170	120	Ø62	49511
800440	<b>75</b>	750	750	170	160	Ø62	49511
800330	<b>80</b>	800	800	170	80	Ø90	49911
800470	<b>80</b>	800	800	170	120	Ø62	49511
800460	<b>80</b>	800	800	170	160	Ø62	49511
800360	<b>90</b>	900	900	170	80	Ø90	49911
800490	<b>90</b>	900	900	170	120	Ø62	49511
800480	<b>90</b>	900	900	170	160	Ø62	49511



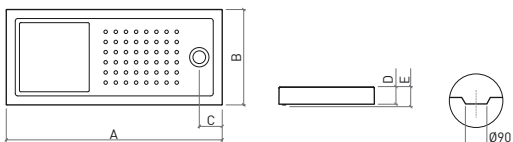


		A	B	C	D		
800910	<b>100</b>	1010	750	182	120	49911	64035
800930	<b>100</b>	1004	800	182	120	49911	64036
800950	<b>100</b>	1004	904	182	120	49911	64037



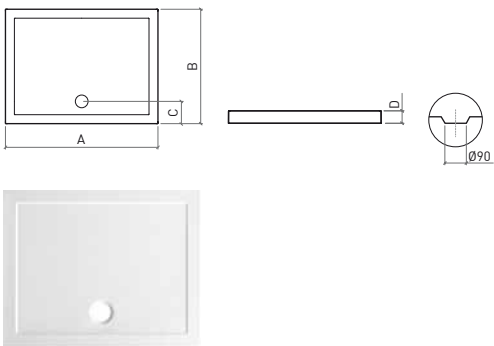



# STRADO

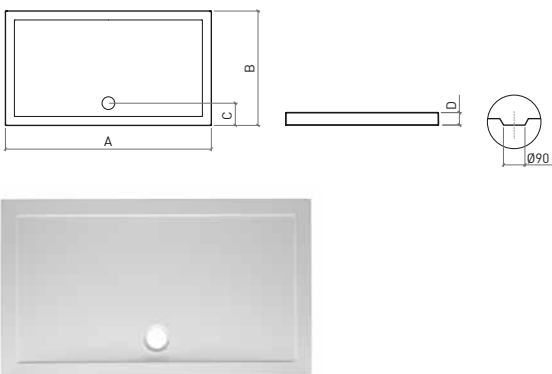




	A	B	C	D	E			
800720	<b>120</b>	1200	750	175	120	125	49911	64010 64012
800810	<b>120</b>	1200	800	180	120	125	49911	64013 64015
800850	<b>120</b>	1200	900	180	120	124	49911	64025 64027
800730	<b>140</b>	1400	750	175	120	125	49911	64010 64012
800820	<b>140</b>	1400	800	180	120	128	49911	64013 64015
800860	<b>140</b>	1400	900	180	120	128	49911	64025 64027
800740	<b>160</b>	1600	750	175	120	130	49911	64011 64012
800830	<b>160</b>	1600	800	180	120	132	49911	64014 64015
800870	<b>160</b>	1600	900	180	120	132	49911	64026 64027
800750	<b>170</b>	1700	750	180	120	130	49911	64011 64012
800840	<b>170</b>	1700	800	180	120	134	49911	64014 64015
800880	<b>170</b>	1700	900	180	120	134	49911	64026 64027





	A	B	C	D		
801210	100	1000	700	180	75	49911
801240	100	1000	750	175	75	49911
801270	100	1000	800	175	75	49911
801310	100	1000	900	175	75	49911
801220	120	1200	700	180	75	49911
801250	120	1200	755	175	75	49911
801280	120	1206	806	175	75	49911
801320	120	1200	900	175	75	49911
801230	140	1400	700	175	75	49911
801260	140	1400	750	180	75	49911
801290	140	1400	800	180	70	49911
801330	140	1400	900	175	75	49911



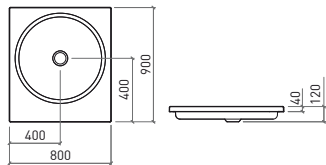
	A	B	C	D			
<b>N</b> 801590	150	1500	700	176	75	801590	49911
801630	160	1600	700	177	75	801630	49911
801640	160	1600	750	177	75	801640	49911
801650	160	1600	800	176	75	801650	49911
801660	160	1600	900	176	75	801660	49911
<b>N</b> 801670	170	1700	700	176	75	801670	49911
<b>N</b> 801680	170	1700	750	176	75	801680	49911
<b>N</b> 801690	170	1700	800	176	75	801690	49911
<b>N</b> 801720	180	1800	750	176	75	801720	49911
<b>N</b> 801730	180	1800	800	176	75	801730	49911



OPEN



WCA

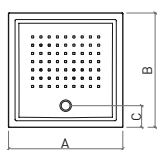



800140




49911

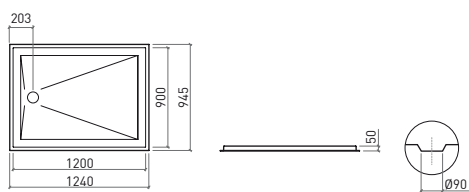




		A	B	C	D	E	F	
800220	<b>70</b>	700	700	170	91	40	Ø62	49511
800210	<b>70</b>	700	700	170	120	40	Ø60	49511
800250	<b>75</b>	750	750	170	92	40	Ø62	49511
800240	<b>75</b>	750	750	170	132	40	Ø62	49511
800320	<b>80</b>	800	800	170	93	40	Ø62	49511
800310	<b>80</b>	800	800	170	132	40	Ø62	49511
800350	<b>90</b>	900	900	170	94	40	Ø62	49511
800340	<b>90</b>	900	900	170	134	40	Ø62	49511



# NEW WCCARE



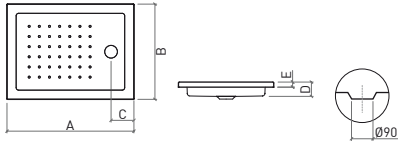
800900  49911



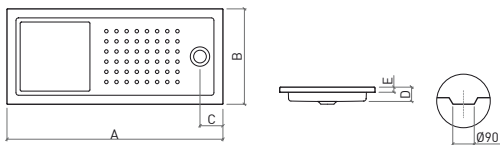




# STRADO

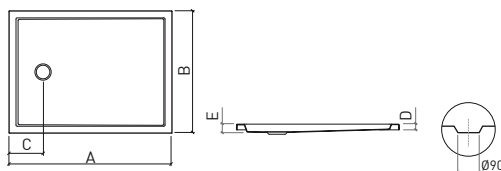


	A	B	C	D	E		
800890	<b>100</b>	1001	750	181	89	40	49911 64035
800920	<b>100</b>	1001	801	181	89	40	49911 64036
800940	<b>100</b>	1001	900	181	94	40	49911 64037



	A	B	C	D	E			
800370	<b>120</b>	1200	750	175	95	40	49911 64010	64012
800670	<b>120</b>	1200	800	180	98	40	49911 64013	64015
800760	<b>120</b>	1200	900	180	98	40	49911 64025	64027
800380	<b>140</b>	1400	750	180	100	40	49911 64010	64012
800680	<b>140</b>	1400	800	180	103	40	49911 64013	64015
800770	<b>140</b>	1400	900	180	103	40	49911 64025	64027
800390	<b>160</b>	1600	750	175	100	40	49911 64011	64012
800690	<b>160</b>	1600	800	180	107	40	49911 64014	64015
800780	<b>160</b>	1600	900	180	107	40	49911 64026	64027
800410	<b>170</b>	1700	750	180	105	40	49911 64011	64012
800710	<b>170</b>	1700	800	180	109	40	49911 64014	64015
800790	<b>170</b>	1700	900	180	109	40	49911 64026	64027





	A	B	C	D	E		
802010	100	1000	700	250	35	50	802720 49911
802020	100	1000	750	250	35	47	802730 49911
802030	100	1000	800	250	35	48	802740 49911
802040	100	1000	900	250	35	45	802750 49911
802050	120	1200	700	250	35	48	802760 49911
802060	120	1200	750	250	35	50	802770 49911
802070	120	1200	800	250	35	47	802780 49911
802080	120	1200	900	250	35	48	802790 49911
802090	130	1300	700	250	35	45	802810 49911
802110	130	1300	750	250	35	45	802820 49911
802120	130	1300	800	250	35	45	802830 49911
802130	130	1300	900	250	35	45	802840 49911
802140	140	1400	700	250	35	45	802850 49911
802150	140	1400	750	250	35	45	802860 49911
802160	140	1400	800	250	35	45	802870 49911
802170	140	1400	900	250	35	45	802880 49911

	A	B	C	D	E		
802180	150	1500	700	250	35	60	802890 49911
802190	150	1500	750	250	35	60	802910 49911
802210	150	1500	800	250	35	60	802920 49911
802220	150	1500	900	250	35	60	802930 49911
802230	160	1600	700	250	35	60	802940 49911
802240	160	1600	750	250	35	60	802950 49911
802250	160	1600	800	250	35	60	802960 49911
802260	160	1600	900	250	35	60	802970 49911
802270	180	1800	700	250	35	60	802980 49911
802280	180	1800	750	250	35	60	802990 49911
802290	180	1800	800	250	35	60	803010 49911
802310	180	1800	900	250	35	60	803020 49911
802320	200	2000	700	250	35	60	803030 49911
802330	200	2000	750	250	35	60	803040 49911
802340	200	2000	800	250	35	60	803050 49911
802350	200	2000	900	250	35	60	803060 49911

antiderrapante sob pedido | anti sliip by special order | antidérapant sur demande



NEW



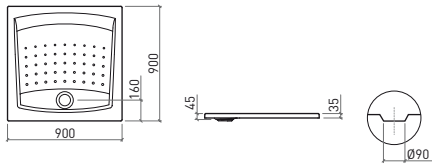
# PIANO



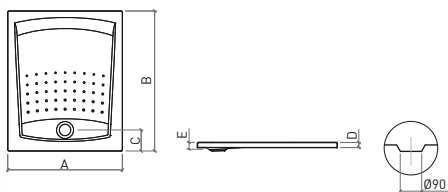
altura | height | hauteur  
4cm


Disponível brevemente | bientôt disponible  
**available soon**

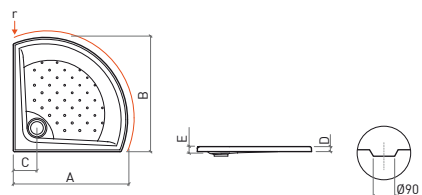
# MILLENNIUM




800070  49911



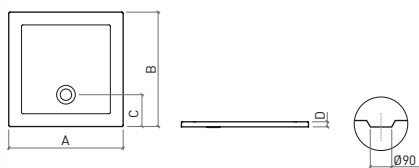
		A	B	C	D	E	
800060	<b>90</b>	750	900	160	35	45	49911
800110	<b>110</b>	900	1100	160	40	62	49911



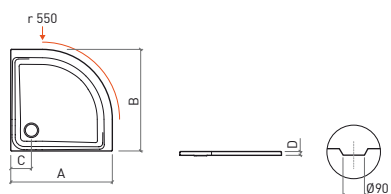
		A	B	C	D	E	r	
800080	<b>90</b>	900	900	170	40	55	646	49911
800090	<b>100</b>	1000	1000	180	40	60	720	49911



# FACE

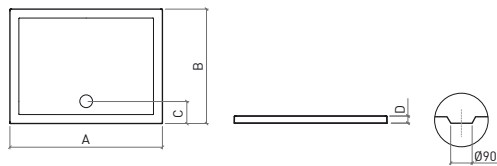



		A	B	C	D	
800280	<b>90</b>	900	900	250	40	49911
800290	<b>100</b>	1000	1000	250	40	49911

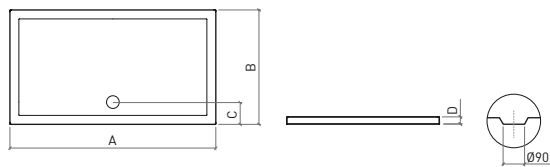



		A	B	C	D	
800170	<b>80</b>	800	800	165	40	49911
800180	<b>90</b>	900	900	160	40	49911
800190	<b>100</b>	1000	1000	160	40	49911





	A	B	C	D		
801160	100	1000	700	178	40	49911
800960	100	1000	750	175	40	49911
800970	100	1000	800	175	40	49911
800980	100	1000	900	175	40	49911
801170	120	1200	700	180	40	49911
800990	120	1207	755	175	40	49911
801010	120	1206	806	175	40	49911
801020	120	1200	900	175	40	49911
801180	140	1400	700	175	40	49911
801030	140	1400	750	180	40	49911
801040	140	1400	800	180	40	49911
801050	140	1400	900	175	40	49911



	A	B	C	D		
<b>N</b> 801380	150	1500	700	175	40	49911
801430	160	1600	700	175	40	49911
801440	160	1600	750	177	40	49911
801450	160	1600	800	176	40	49911
801460	160	1600	900	176	40	49911
<b>N</b> 801470	170	1700	700	175	40	49911
<b>N</b> 801480	170	1700	750	176	40	49911
<b>N</b> 801490	170	1700	800	176	40	49911
<b>N</b> 801520	180	1800	750	176	40	49911
<b>N</b> 801530	180	1800	800	176	40	49911



OPEN



Estrados e bancos para bases de duche  
Platforms and seats for shower trays  
Caillebotis et sieges pour receveurs de douche

**Acabamentos**  
Finish/Finition

STRADO  
217

MORAIRA  
219



wengué



teka

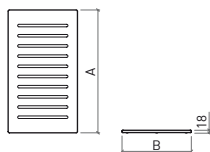





# STRADO



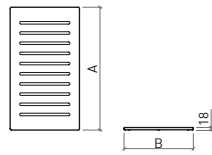
		A	B	
64012	<b>75</b>	583	275	800720 800730 800740 800750 800370 800380 800390 800410
64015	<b>80</b>	633	275	800810 800820 800830 800840 800670 800680 800690 800710
64027	<b>90</b>	733	275	800850 800860 800870 800880 800760 800770 800780 800790




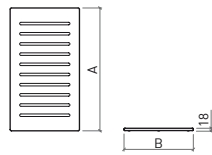
		A	B	
64035	<b>100x70</b>	850	600	800910 800890
64036	<b>100x80</b>	850	650	800930 800920
64037	<b>100x90</b>	850	750	800950 800940




# STRADO



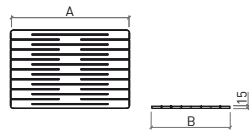
		A	B	
64010	<b>120/140</b>	748	535	800720 800730 800370 800380
64013	<b>120/140</b>	748	584	800810 800820 800670 800680
64025	<b>120/140</b>	748	684	800850 800860 800760 800770




		A	B	
64011	<b>160/170</b>	965	535	800740 800750 800390 800410
64014	<b>160/170</b>	965	584	800830 800840 800690 800710
64026	<b>160/170</b>	965	684	800870 800880 800780 800790



# MORAIRA

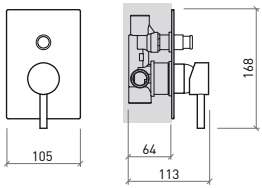


		A	B	
60715	<b>80</b>	660	660	107650
60717	<b>100</b>	875	575	107192
60718	<b>120</b>	1070	575	107202
60719	<b>120</b>	1050	650	107212



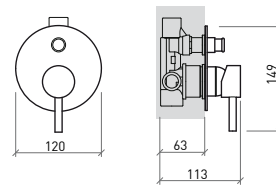
**Tube**

5318801 4V



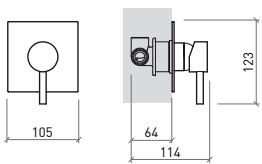
**Tube**

5317801 4V



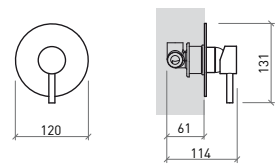
**Tube**

5317101 3V



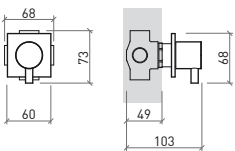
**Tube**

5318701 3V



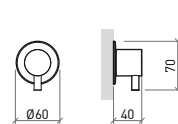
**Tube**

5310601 4V



**Tube**

5680011





**Dimensão (centímetros)**  
Dimension (centimeters)  
Dimension (centimètres)



**Kit de montagem**  
Assembly set  
Jeu de montage



**Para base de canto**  
For corner shower tray  
Pour receveur de douche d'angle



**Direita**  
Right  
Droite



**Esquerda**  
Left  
Gauche



**Reversível**  
Reversible  
Réversible



## DIVISÓRIAS SHOWER ENCLOSURES CABINES DE DOUCHE



Banheiras  
Bathtub  
Baignoires

Aquarela	254
Aquarela Duo	255
<b>N</b> Versus	256

Bases de douche  
Shower trays  
Receveurs de douche

Aresta	259
Millennium	260
Elsy	261
Face	262
Moraira	263
Mariana	265
<b>N</b> Screen	266
New Wccare	268
<b>N</b> Versus	269
Strado	274





## GARANTIA

A Sanindusa assegura aos seus clientes uma garantia de **2 anos** para as divisórias.

A garantia apenas cobre defeitos de funcionamento das peças e dos componentes de cada equipamento.

## WARRANTY

Sanindusa ensures a **2-year** warranty for the shower enclosures.

The warranty only covers malfunction of pieces and components of the equipment.

## GARANTIE

Les cabines de douche Sanindusa sont garantis **2 ans**.

La garantie ne couvre que les défauts de fonctionnement des pièces et des composants de chaque équipement.

	banheiras bathtubs baignoires		
	AQUARELA 254	AQUARELA DUO 255	VERSUS 256
<b>Materiais</b> Materials   Matériels			
vidro temperado tempered glass verre trempé	6mm	6mm	4mm
acrílico acrylic   acrylique			
alumínio aluminum   aluminium	●	●	●
<b>Acabamentos</b> Finish   Finition			
chromo chrome	●	●	perfis   puxadores profiles   handles profils   poignées
branco white   blanc	●	●	perfis profiles profils

	bases de duche shower trays receveurs de douche										
	ARESTA 259	MILLENNIUM 260	ELSY 261	ELSY 261	FACE 262	MORAIRA 263	MARIANA 265	SCREEN 266	NEW WCCARE 268	VERSUS 269	STRADO 274
<b>Materiais</b> Materials   Matériels											
vidro temperado tempered glass verre trempé	6mm	6mm	3mm		4mm	6mm	3mm	8mm	6mm	4mm	6mm
acrílico acrylic   acrylique				2mm							
alumínio aluminum   aluminium	●	●	●	●	●	●	●		●		●
inox								●			
<b>Acabamentos</b> Finish   Finition											
chromo chrome	●	●	●	●	●	●	●		●	perfis   puxadores profiles   handles profils   poignées	●
branco white   blanc	●	●	●	●	●	●	●			perfis profiles profils	
polido polished   brillant								●			









Aresta	80 (890310)	●	●		Aresta 80x80 (107031)
	90 (890510)	●	●		Aresta 90x90 (107051) Time 90x90 (107361)
Millennium	90 (890080)	●	●		Millennium 90x90 (800080)
	100 (890090)	●	●		Millennium 100x100 (800090)
Elsy	75 (890030)	●	●		Elsy 75x75 (800030)
	80 (890040)	●	●		Elsy 80x80 (800040)
	90 (890050)	●	●		Elsy 90x90 (800050)
Face	80 (890170)	●	●		Face 80x80 (800170) Moraira 80x80 (107221)
	90 (890180)	●	●		Face 90x90 (800180) Moraira 90x90 (107231)
	100 (890190)	●	●		Face 100x100 (800190)
Moraira	75 (892160)	●	●		Moraira Bio 75x75 (107681) Moraira 75x75 (107161)
	80 (892220)	●	●		Moraira Bio 80x80 (107691) Moraira 80x80 (107171/107221) Face 80x80 (800170)
	90 (892230)	●	●		Moraira 90x90 (107231) Face 90x90 (800180)
	90x70 (892000)	●	●		Moraira 90x70 (107261/107271)
Mariana	70-80 (890010)	●	●		Moraira Bio 75x75 (107650) Quadra 75x75 (107020) Quadra 80x80 (107130) Moraira 70x70 (107150) Moraira 75x75 (107160) Moraira 80x80 (107245) Waterline 80x80 (107480) Waterline 80x80 (107470) StepIn 80x80 (107520) Mosaico 70x70 (800230/800430/800420/800220/800210) Mosaico 75x75 (800260/800450/800440/800250/800240) Mosaico 80x80 (800330/800470/800460/800320/800310) Mariana 70x70 (800010) Mariana 80x80 (800000)
	80-90 (890020)	●	●		Moraira Bio 80x80 (107650) Moraira Bio 90x90 (107670) Quadra 90x90 (107050) Moraira 80x80 (107245) Moraira 90x90 (107250/107255) StepIn 80x80 (107520) StepIn 90x90 (107530) Mosaico 80x80 (800330/800470/800460/800320/800310) Mosaico 90x90 (800360/800490/800480/800350/800340) Millennium 90x90 (800070/800280) Millennium 90x90 (800070/800280) Mariana 80x80 (800000) Mariana 90x90 (800020) Face 90x90 (800280)

New WcCare	90 (891910)	●	●		
	120 (891920)	●	●		
Screen	120 (894120)	●			
	140 (894140)	●			
	160 (894060)	●	●		

Moraira Bio 90x90 (107670/107660) EL 120x90 (107082) Quadra 90x90 (107050) Moraira 90x90 (107250/107245/107255) Waterline 90x90 (107500) Elegance120x90 (107402) Elegance140x90 (107412) StepIn 90x90 (107530) StepIn 120x90 (107612) Piano 120x90 (802440/802050) Mosaico 90x90 (800360/800490/800480/800350/800340) Strado 120x90 (800850/800760) Open 120x90 (801320/801020) Mariana 90x90 (800020) New WcCare 120x90 (800900) Millennium 90x90 (800070) Face 90x90 (800280)
EL 120x90 (107082) Elegance 120x90 (107402) StepIn 120x90 (107612) Piano 120x90 (802440/802080) Strado 120x90 (800850/800760) Open 120x90 (801320/801020) New WcCare 120x90 (800900)
Moraira Bio 120x70 (107712) EL 120x70 (107112) EL 120x75 (107122) EL 120x90 (107082) EL 120x90 (107082) Moraira 120x70 (107212) Moraira 120x80 (107202) Waterline 120x70 (107462) Elegance 120x80 (107372) Elegance 120x90 (107402) Time 120x75 (107342) Time 120x80 (107352) StepIn 120x70 (107572) StepIn 120x80 (107552) StepIn 120x90 (107612) Strado 120x75 (800720/800370) Strado 120x80 (800810/800670) Strado 120x90 (800850/800760) New WcCare 120x95 (800900)
EL 140x70 (107292) Waterline 140x70 (107512) Elegance 140x80 (107382) Elegance 140x90 (107412) StepIn 140x70 (107622) StepIn 140x80 (107632) StepIn 140x90 (107642) Strado 140x75 (800730/800380) Strado 140x80 (800820/800680) Strado 140x90 (800860/800770) Open 140x70 (801230/801180) Open 140x75 (801260/801030) Open 140x80 (801290/801040) Open 140x90 (801330/801050)
EL 160x70 (107302) Strado 160x75 (800740/800390) Strado 160x80 (800830/800690) Strado 160x90 (800870/800780) Open 160x75 (801640/801440) Open 160x80 (804650/801450) Open 160x90 (801660/801460)



Strado	100 (8908900/1) 100 (8908910/1) 100 (8908920/1)	●	●		
	120 (8903700/1) 120 (8903710/1) 120 (8903720/1)	●			
	140 (8903800/1) 140 (8903810/1) 140 (8903820/1)	●			
	160 (8903900/1) 160 (8903910/1) 160 (8903920/1)	●			
	170 (8904100/1) 170 (8904110/1) 170 (8904120/1)	●			
	180 (8904200/1) 180 (8904210/1) 180 (8904220/1)	●			
					Moraira Bio 100x70 (107702) EL 100x70 (107092) EL 100x75 (107102) Moraira 100x70 (107192) Waterline 100x70 (107452) Time 100x75 (107312) Time 100x80 (107322) StepIn 100x70 (107562) StepIn 100x80 (107542) Piano 100x70 (802360/802010) Piano 100x75 (802370/802020) Piano 100x80 (802380/802030) Piano 100x90 (802390/802040) Strado 100x75 (800910/800890) Strado 100x80 (800930/80920) Strado 100x90 (800950/800940) Open 100x70 (801210/801160) Open 100x75 (801240/800960) Open 100x80 (801270/800970) Open 100x90 (801310/800980) Millennium 100x100 (800290)
					Elegance 120x80 (107372) Elegance 120x90 (107402) EL 120x75 (107122) EL 120x90 (107082) Moraira 120x80 (107212) Strado 120x75 (800720/800370) Strado 120x80 (800810/800670) Strado 120x90 (800850/800760) Time 120x75 (107342) Time 120x80 (107352) New WcCare 120x90 (800900) Waterline 120x70 (107462) Open 120x70 (801220/801170) Open 120x75 (801250/800990) Open 120x80 (801280/801010) Open 120x90 (801320/801020) StepIn 120x80 (107552) Piano 120x70 (802410/802050) Piano 120x75 (802420/802060) Piano 120x80 (802430/802070) Piano 120x90 (802440/802080) Millennium 120x70 (801170) Millennium 120x75 (800990) Millennium 120x80 (801010) Millennium 120x90 (801020) Moraira Bio 120x70 (107712)
					EL 140x70 (107292) Waterline 140x70 (107512) Elegance 140x80 (107382) Elegance 140x90 (107412) StepIn 140x70 (107622) StepIn 140x80 (107632) StepIn 140x90 (107642) Piano 140x70 (802490/802140) Piano 140x75 (802510/802150) Piano 140x80 (802520/802160) Piano 140x90 (802530/802170) Strado 140x75 (800730/800380) Strado 140x80 (800820/800680) Strado 140x90 (800860/800770) Open 140x70 (801230/801180) Open 140x75 (801260/801030) Open 140x80 (801290/801040) Open 140x90 (801330/801050)
					EL 160x70 (107302) Piano 160x70 (802580/802230) Piano 160x75 (802590/802240) Piano 160x80 (802610/802250) Piano 160x90 (802620/802260) Strado 160x75 (800740/800390) Strado 160x80 (800830/800690) Strado 160x90 (800870/800780) Open 160x75 (801640/801440) Open 160x80 (804650/801450) Open 160x90 (801660/801460)
					Strado 170x75 (800750/800410) Strado 170x80 (800840/800710) Strado 170x90 (800880/800790) Open 170x70 (801670/801470) Open 170x75 (801680/801480) Open 170x80 (801690/801490)
					Piano 180x70 (802630/802270) Piano 180x75 (802640/802280) Piano 180x80 (802650/802290) Piano 180x90 (802660/802310) Open 180x75 (801720/801520) Open 180x80 (801730/801530)

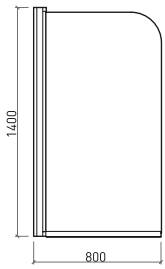
Versus					
75 (8930100)	●	●			
80 (8930300)	●	●			
90 (8930400)	●	●			
90x72 (8930000)	●	●			
100 (8931000)	●				
120 (8931200)	●				
140 (8931400)	●				
150 (8931550)	●				
160 (8931650)	●				
170 (8931750)	●				
180 (8931850)	●				

Quadra 75x75 (107020) Moraira 75x75 (107160) Mosaico 75x75 (800260/800450/800440)
Moraira Bio 80x80 (107650) Quadra 80x80 (107130) Moraira 80x80 (107245) Waterline 80x80 (107480/107470) StepIn 80x80 (107520) Mosaico 80x80 (800330/800470/800460/800320/800310) Mariana 80x80 (80000)
Moraira Bio 90x90 (107670) Quadra 90x90 (107050) Moraira 90x90 (107250/107255) StepIn 90x90 (107530) Quadra 90x90 (107050) Millennium 90x90 (800070) Mosaico 90x90 (800350/800340) Mariana 90x90 (800020) Face 90x90 (800280)
Moraira 90x72 (107182)
Moraira Bio 100x70 (107702) EL 100x70 (107092) EL 100x75 (107102) Moraira 100x70 (107192) Waterline 100x70 (107452) Time 100x75 (107312) Time 100x80 (107322) StepIn 100x70 (107562) StepIn 100x80 (107542) Piano 100x70 (802360/802010) Piano 100x75 (802370/802020) Piano 100x80 (802380/802030) Piano 100x90 (802390/802040) Strado 100x75 (800910/800890) Strado 100x80 (800930/80920) Strado 100x90 (800950/800940) Open 100x70 (801210/801160) Open 100x75 (801240/800960) Open 100x80 (801270/800970) Open 100x90 (801310/800980) Millennium 100x100 (800290)
Moraira Bio 120x70 (107712) EL 120x70 (107112) EL 120x75 (107122) EL 120x90 (107082) EL 120x90 (107082) Moraira 120x70 (107212) Moraira 120x80 (107202) Waterline 120x70 (107462) Elegance 120x80 (107372) Elegance 120x90 (107402) Time 120x75 (107342) Time 120x80 (107352) StepIn 120x70 (107572) StepIn 120x80 (107552) StepIn 120x90 (107612) Piano 120x70 (802410/802050) Piano 120x75 (802420/802060) Piano 120x80 (802430/802070) Piano 120x80 (802440/802080) Strado 120x75 (800720/800370) Strado 120x80 (800810/800670) Strado 120x90 (800850/800760) New WCCare 120x95 (800900)
EL 140x70 (107292) Waterline 140x70 (107512) Elegance 140x80 (107382) Elegance 140x90 (107412) StepIn 140x70 (107622) StepIn 140x80 (107632) StepIn 140x90 (107642) Piano 140x70 (802490/802140) Piano 140x75 (802510/802150) Piano 140x80 (802520/802160) Piano 140x90 (802530/802170) Strado 140x75 (800730/800380) Strado 140x80 (800820/800680) Strado 140x90 (800860/800770) Open 140x70 (801230/801180) Open 140x75 (801260/801030) Open 140x80 (801290/801040) Open 140x90 (801330/801050)
Piano 150x70 (802540/802180) Piano 150x75 (802550/802190) Piano 150x80 (802560/802210) Piano 150x90 (802570/802220) Open 150x70 (801590/801380)
EL 160x70 (107302) Piano 160x70 (802580/802230) Piano 160x75 (802590/802240) Piano 160x80 (802610/802250) Piano 160x90 (802620/802260) Strado 160x75 (800740/800390) Strado 160x80 (800830/800690) Strado 160x90 (800870/800780) Open 160x70 (801630/801430) Open 160x75 (801640/801440) Open 160x80 (804650/801450) Open 160x90 (801660/801460)
Strado 170x75 (800750/800410) Strado 170x80 (800840/800710) Strado 170x90 (800880/800790) Open 170x70 (801670/801470) Open 170x75 (801680/801480) Open 170x80 (801690/801490)
Piano 180x70 (802630/802270) Piano 180x75 (802640/802280) Piano 180x80 (802650/802290) Piano 180x90 (802660/802310) Open 180x75 (801720/801520) Open 180x80 (801730/801530)



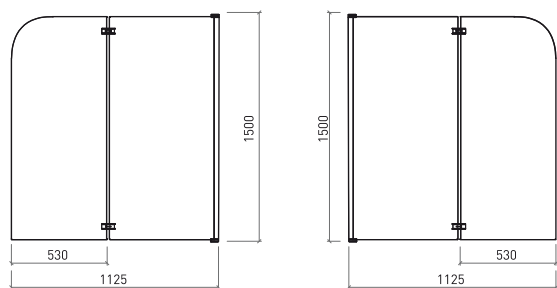
# AQUARELA



895091



# AQUARELA DUO

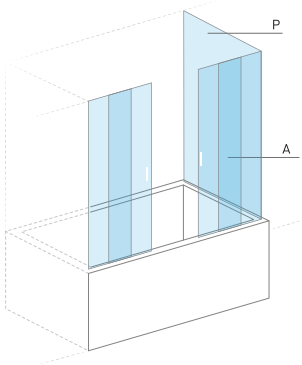


8950900 

8950901 







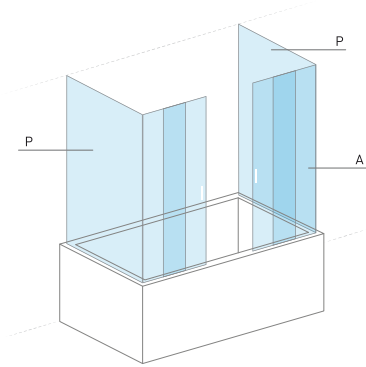
A	W	H	MIN	MAX
8935050	<b>150</b>	1500	1400	1480 1520
8935250	<b>160</b>	1600	1400	1590 1610
8935350	<b>170</b>	1700	1400	1690 1710
8935450	<b>175</b>	1750	1400	1740 1760
8935550	<b>180</b>	1800	1400	1790 1810
8935650	<b>190</b>	1900	1400	1890 1910

Px1/Px2	W	H	MIN	MAX
8936010	<b>70</b>	700	1400	690 710
8936110	<b>75</b>	750	1400	740 760
8936210	<b>80</b>	800	1400	790 810
8936310	<b>90</b>	900	1400	890 910





# VERSUS



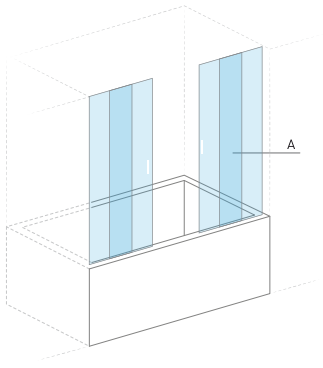
	<b>A</b>	<b>W</b>	<b>H</b>	<b>MIN</b>	<b>MAX</b>
8935050	<b>150</b>	1500	1400	1480	1520
8935250	<b>160</b>	1600	1400	1590	1610
8935350	<b>170</b>	1700	1400	1690	1710
8935450	<b>175</b>	1750	1400	1740	1760
8935550	<b>180</b>	1800	1400	1790	1810
8935650	<b>190</b>	1900	1400	1890	1910

<b>Px1/Px2</b>	<b>W</b>	<b>H</b>	<b>MIN</b>	<b>MAX</b>
8936010	<b>70</b>	700	1400	690 710
8936110	<b>75</b>	750	1400	740 760
8936210	<b>80</b>	800	1400	790 810
8936310	<b>90</b>	900	1400	890 910



# VERSUS

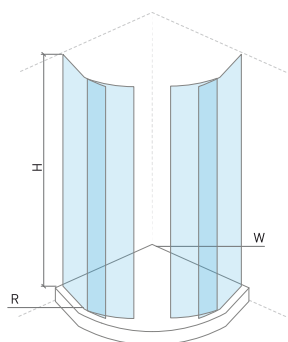
NEW



	<b>A</b>	<b>W</b>	<b>H</b>	<b>MIN</b>	<b>MAX</b>
8935050	<b>150</b>	1500	1400	1460	1540
8935250	<b>160</b>	1600	1400	1560	1640
8935350	<b>170</b>	1700	1400	1680	1720
8935450	<b>175</b>	1750	1400	1730	1770
8935550	<b>180</b>	1800	1400	1780	1820
8935650	<b>190</b>	1900	1400	1880	1920



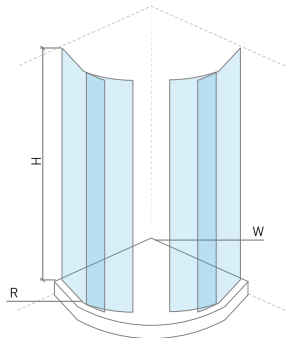
# MILLENNIUM



		W	H	R
890310	<b>80</b>	774	1850	471
890510	<b>90</b>	874	1850	471



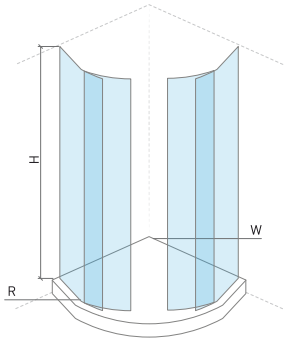
# MILLENNIUM



		W	H	R
890080	<b>90</b>	824	1850	615
890090	<b>100</b>	914	1850	684

# ELSY

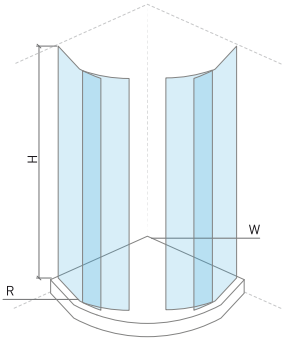
Vidro|Glass|Vidrio  
Acrílico|Acrylic|Acrylique



		W	H	R
890030	<b>75</b>	750	1846	355
890040	<b>80</b>	800	1846	428
890050	<b>90</b>	900	1846	428

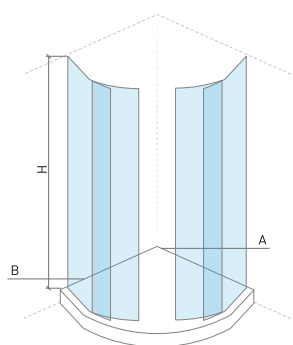


# FACE



		W	H	R
890170	<b>80</b>	800	1950	550
890180	<b>90</b>	900	1950	550
890190	<b>100</b>	1000	1950	550

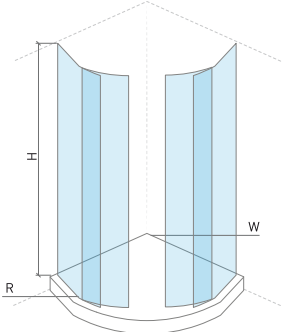
# MORAIRA



	A	B	H
892000 <b>90x70</b>	900	700	1948

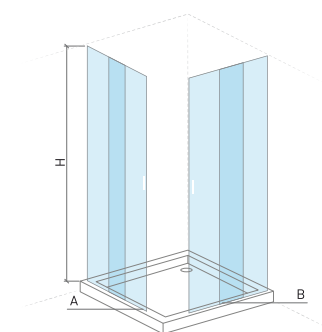


# MORAIRA



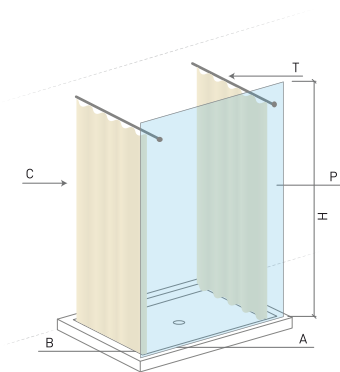
		W	H	R
892160	<b>75</b>	750	1950	520
892220	<b>80</b>	800	1950	520
892230	<b>90</b>	900	1950	520

# MARIANA



		A	B	H
890010	<b>70-80</b>	700-800	700-800	1849
890020	<b>80-90</b>	800-900	800-900	1846





P+T	C	A	B	H
89410000*	8A947090* <b>100</b>	940	700-900	2050
89412000*	8A947090* <b>120</b>	1140	700-900	2050
89414000*	8A947090* <b>140</b>	1340	700-900	2050
89416000*	8A947090* <b>160</b>	1540	700-900	2050

argolas  
rings  
anneaux

alumínio  
aluminum  
aluminium



cortinas  
curtains  
rideaux

75% algodão + 25% poliéster  
75% cotton + 25% polyester  
75% coton + 25% polyester





**Dimensão (centímetros)**  
Dimension (centimeters)  
Dimension (centimètres)



**Kit de montagem**  
Assembly set  
Jeu de montage



**Para base de canto**  
For corner shower tray  
Pour receveur de douche d'angle



**Direita**  
Right  
Droite



**Esquerda**  
Left  
Gauche



**Reversível**  
Reversible  
Réversible



## DIVISÓRIAS SHOWER ENCLOSURES CABINES DE DOUCHE



Banheiras  
Bathtub  
Baignoires

Aquarela	254
Aquarela Duo	255
<b>N</b> Versus	256

Bases de douche  
Shower trays  
Receveurs de douche

Aresta	259
Millennium	260
Elsy	261
Face	262
Moraira	263
Mariana	265
<b>N</b> Screen	266
New Wccare	268
<b>N</b> Versus	269
Strado	274





## GARANTIA

A Sanindusa assegura aos seus clientes uma garantia de **2 anos** para as divisórias.

A garantia apenas cobre defeitos de funcionamento das peças e dos componentes de cada equipamento.

## WARRANTY

Sanindusa ensures a **2-year** warranty for the shower enclosures.

The warranty only covers malfunction of pieces and components of the equipment.

## GARANTIE

Les cabines de douche Sanindusa sont garantis **2 ans**.

La garantie ne couvre que les défauts de fonctionnement des pièces et des composants de chaque équipement.


	banheiras bathtubs baignoires		
	AQUARELA 254	AQUARELA DUO 255	VERSUS 256
<b>Materiais</b> Materials Matériels			
vidro temperado tempered glass verre trempé	6mm	6mm	4mm
acrílico acrylic acrylique			
alumínio aluminum aluminium	●	●	●
<b>Acabamentos</b> Finish Finition			
chromo chrome	●	●	perfis puxadores profiles handles profils poignées
branco white blanc	●	●	perfis profiles profils





	bases de duche shower trays receveurs de douche										
	ARESTA 259	MILLENNIUM 260	ELSY 261	ELSY 261	FACE 262	MORAIRA 263	MARIANA 265	SCREEN 266	NEW WCCARE 268	VERSUS 269	STRADO 274
<b>Materiais</b> Materials   Matériels											
vidro temperado tempered glass verre trempé	6mm	6mm	3mm		4mm	6mm	3mm	8mm	6mm	4mm	6mm
acrílico acrylic   acrylique				2mm							
alumínio aluminum   aluminium	●	●	●	●	●	●	●		●		●
inox								●			
<b>Acabamentos</b> Finish   Finition											
chromo chrome	●	●	●	●	●	●	●		●	perfis   puxadores profiles   handles profils   poignées	●
branco white   blanc	●	●	●	●	●	●	●			perfis profiles profils	
polido polished   brillant								●			









					
Aresta	80 (890310)	●	●		Aresta 80x80 (107031)
	90 (890510)	●	●		Aresta 90x90 (107051) Time 90x90 (107361)
Millennium	90 (890080)	●	●		Millennium 90x90 (800080)
	100 (890090)	●	●		Millennium 100x100 (800090)
Elsy	75 (890030)	●	●		Elsy 75x75 (800030)
	80 (890040)	●	●		Elsy 80x80 (800040)
	90 (890050)	●	●		Elsy 90x90 (800050)
Face	80 (890170)	●	●		Face 80x80 (800170) Moraira 80x80 (107221)
	90 (890180)	●	●		Face 90x90 (800180) Moraira 90x90 (107231)
	100 (890190)	●	●		Face 100x100 (800190)
Moraira	75 (892160)	●	●		Moraira Bio 75x75 (107681) Moraira 75x75 (107161)
	80 (892220)	●	●		Moraira Bio 80x80 (107691) Moraira 80x80 (107171/107221) Face 80x80 (800170)
	90 (892230)	●	●		Moraira 90x90 (107231) Face 90x90 (800180)
	90x70 (892000)	●	●		Moraira 90x70 (107261/107271)
Mariana	70-80 (890010)	●	●		Moraira Bio 75x75 (107650) Quadra 75x75 (107020) Quadra 80x80 (107130) Moraira 70x70 (107150) Moraira 75x75 (107160) Moraira 80x80 (107245) Waterline 80x80 (107480) Waterline 80x80 (107470) StepIn 80x80 (107520) Mosaico 70x70 (800230/800430/800420/800220/800210) Mosaico 75x75 (800260/800450/800440/800250/800240) Mosaico 80x80 (800330/800470/800460/800320/800310) Mariana 70x70 (800010) Mariana 80x80 (800000)
	80-90 (890020)	●	●		Moraira Bio 80x80 (107650) Moraira Bio 90x90 (107670) Quadra 90x90 (107050) Moraira 80x80 (107245) Moraira 90x90 (107250/107255) StepIn 80x80 (107520) StepIn 90x90 (107530) Mosaico 80x80 (800330/800470/800460/800320/800310) Mosaico 90x90 (800360/800490/800480/800350/800340) Millennium 90x90 (800070/800280) Millennium 90x90 (800070/800280) Mariana 80x80 (800000) Mariana 90x90 (800020) Face 90x90 (800280)

New WcCare	90 (891910)	●	●		
	120 (891920)	●	●		
Screen	120 (894120)	●			
	140 (894140)	●			
	160 (894060)	●	●		

Moraira Bio 90x90 (107670/107660) EL 120x90 (107082) Quadra 90x90 (107050) Moraira 90x90 (107250/107245/107255) Waterline 90x90 (107500) Elegance120x90 (107402) Elegance140x90 (107412) StepIn 90x90 (107530) StepIn 120x90 (107612) Piano 120x90 (802440/802050) Mosaico 90x90 (800360/800490/800480/800350/800340) Strado 120x90 (800850/800760) Open 120x90 (801320/801020) Mariana 90x90 (800020) New WcCare 120x90 (800900) Millennium 90x90 (800070) Face 90x90 (800280)
EL 120x90 (107082) Elegance 120x90 (107402) StepIn 120x90 (107612) Piano 120x90 (802440/802080) Strado 120x90 (800850/800760) Open 120x90 (801320/801020) New WcCare 120x90 (800900)
Moraira Bio 120x70 (107712) EL 120x70 (107112) EL 120x75 (107122) EL 120x90 (107082) EL 120x90 (107082) Moraira 120x70 (107212) Moraira 120x80 (107202) Waterline 120x70 (107462) Elegance 120x80 (107372) Elegance 120x90 (107402) Time 120x75 (107342) Time 120x80 (107352) StepIn 120x70 (107572) StepIn 120x80 (107552) StepIn 120x90 (107612) Strado 120x75 (800720/800370) Strado 120x80 (800810/800670) Strado 120x90 (800850/800760) New WcCare 120x95 (800900)
EL 140x70 (107292) Waterline 140x70 (107512) Elegance 140x80 (107382) Elegance 140x90 (107412) StepIn 140x70 (107622) StepIn 140x80 (107632) StepIn 140x90 (107642) Strado 140x75 (800730/800380) Strado 140x80 (800820/800680) Strado 140x90 (800860/800770) Open 140x70 (801230/801180) Open 140x75 (801260/801030) Open 140x80 (801290/801040) Open 140x90 (801330/801050)
EL 160x70 (107302) Strado 160x75 (800740/800390) Strado 160x80 (800830/800690) Strado 160x90 (800870/800780) Open 160x75 (801640/801440) Open 160x80 (804650/801450) Open 160x90 (801660/801460)



Strado	100 (8908900/1) 100 (8908910/1) 100 (8908920/1)	●	●		
	120 (8903700/1) 120 (8903710/1) 120 (8903720/1)	●			
	140 (8903800/1) 140 (8903810/1) 140 (8903820/1)	●			
	160 (8903900/1) 160 (8903910/1) 160 (8903920/1)	●			
	170 (8904100/1) 170 (8904110/1) 170 (8904120/1)	●			
	180 (8904200/1) 180 (8904210/1) 180 (8904220/1)	●			
					<p>Moraira Bio 100x70 (107702) EL 100x70 (107092) EL 100x75 (107102) Moraira 100x70 (107192) Waterline 100x70 (107452) Time 100x75 (107312) Time 100x80 (107322) Stepln 100x70 (107562) Stepln 100x80 (107542) Piano 100x70 (802360/802010) Piano 100x75 (802370/802020) Piano 100x80 (802380/802030) Piano 100x90 (802390/802040) Strado 100x75 (800910/800890) Strado 100x80 (800930/80920) Strado 100x90 (800950/800940) Open 100x70 (801210/801160) Open 100x75 (801240/800960) Open 100x80 (801270/800970) Open 100x90 (801310/800980) Millennium 100x100 (800290)</p> <p>Elegance 120x80 (107372) Elegance 120x90 (107402) EL 120x75 (107122) EL 120x90 (107082) Moraira 120x80 (107212) Strado 120x75 (800720/800370) Strado 120x80 (800810/800670) Strado 120x90 (800850/800760) Time 120x75 (107342) Time 120x80 (107352) New WcCare 120x90 (800900) Waterline 120x70 (107462) Open 120x70 (801220/801170) Open 120x75 (801250/800990) Open 120x80 (801280/801010) Open 120x90 (801320/801020) Stepln 120x80 (107552) Piano 120x70 (802410/802050) Piano 120x75 (802420/802060) Piano 120x80 (802430/802070) Piano 120x90 (802440/802080) Millennium 120x70 (801170) Millennium 120x75 (800990) Millennium 120x80 (801010) Millennium 120x90 (801020) Moraira Bio 120x70 (107712)</p> <p>EL 140x70 (107292) Waterline 140x70 (107512) Elegance 140x80 (107382) Elegance 140x90 (107412) Stepln 140x70 (107622) Stepln 140x80 (107632) Stepln 140x90 (107642) Piano 140x70 (802490/802140) Piano 140x75 (802510/802150) Piano 140x80 (802520/802160) Piano 140x90 (802530/802170) Strado 140x75 (800730/800380) Strado 140x80 (800820/800680) Strado 140x90 (800860/800770) Open 140x70 (801230/801180) Open 140x75 (801260/801030) Open 140x80 (801290/801040) Open 140x90 (801330/801050)</p> <p>EL 160x70 (107302) Piano 160x70 (802580/802230) Piano 160x75 (802590/802240) Piano 160x80 (802610/802250) Piano 160x90 (802620/802260) Strado 160x75 (800740/800390) Strado 160x80 (800830/800690) Strado 160x90 (800870/800780) Open 160x75 (801640/801440) Open 160x80 (804650/801450) Open 160x90 (801660/801460)</p> <p>Strado 170x75 (800750/800410) Strado 170x80 (800840/800710) Strado 170x90 (800880/800790) Open 170x70 (801670/801470) Open 170x75 (801680/801480) Open 170x80 (801690/801490)</p> <p>Piano 180x70 (802630/802270) Piano 180x75 (802640/802280) Piano 180x80 (802650/802290) Piano 180x90 (802660/802310) Open 180x75 (801720/801520) Open 180x80 (801730/801530)</p>

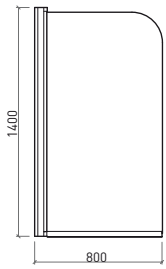
Versus					
75 (8930100)	●	●			
80 (8930300)	●	●			
90 (8930400)	●	●			
90x72 (8930000)	●	●			
100 (8931000)	●				
120 (8931200)	●				
140 (8931400)	●				
150 (8931550)	●				
160 (8931650)	●				
170 (8931750)	●				
180 (8931850)	●				

Quadra 75x75 (107020) Moraira 75x75 (107160) Mosaico 75x75 (800260/800450/800440)
Moraira Bio 80x80 (107650) Quadra 80x80 (107130) Moraira 80x80 (107245) Waterline 80x80 (107480/107470) StepIn 80x80 (107520) Mosaico 80x80 (800330/800470/800460/800320/800310) Mariana 80x80 (80000)
Moraira Bio 90x90 (107670) Quadra 90x90 (107050) Moraira 90x90 (107250/107255) StepIn 90x90 (107530) Quadra 90x90 (107050) Millennium 90x90 (800070) Mosaico 90x90 (800350/800340) Mariana 90x90 (800020) Face 90x90 (800280)
Moraira 90x72 (107182)
Moraira Bio 100x70 (107702) EL 100x70 (107092) EL 100x75 (107102) Moraira 100x70 (107192) Waterline 100x70 (107452) Time 100x75 (107312) Time 100x80 (107322) StepIn 100x70 (107562) StepIn 100x80 (107542) Piano 100x70 (802360/802010) Piano 100x75 (802370/802020) Piano 100x80 (802380/802030) Piano 100x90 (802390/802040) Strado 100x75 (800910/800890) Strado 100x80 (800930/80920) Strado 100x90 (800950/800940) Open 100x70 (801210/801160) Open 100x75 (801240/800960) Open 100x80 (801270/800970) Open 100x90 (801310/800980) Millennium 100x100 (800290)
Moraira Bio 120x70 (107712) EL 120x70 (107112) EL 120x75 (107122) EL 120x90 (107082) EL 120x90 (107082) Moraira 120x70 (107212) Moraira 120x80 (107202) Waterline 120x70 (107462) Elegance 120x80 (107372) Elegance 120x90 (107402) Time 120x75 (107342) Time 120x80 (107352) StepIn 120x70 (107572) StepIn 120x80 (107552) StepIn 120x90 (107612) Piano 120x70 (802410/802050) Piano 120x75 (802420/802060) Piano 120x80 (802430/802070) Piano 120x80 (802440/802080) Strado 120x75 (800720/800370) Strado 120x80 (800810/800670) Strado 120x90 (800850/800760) New WCCare 120x95 (800900)
EL 140x70 (107292) Waterline 140x70 (107512) Elegance 140x80 (107382) Elegance 140x90 (107412) StepIn 140x70 (107622) StepIn 140x80 (107632) StepIn 140x90 (107642) Piano 140x70 (802490/802140) Piano 140x75 (802510/802150) Piano 140x80 (802520/802160) Piano 140x90 (802530/802170) Strado 140x75 (800730/800380) Strado 140x80 (800820/800680) Strado 140x90 (800860/800770) Open 140x70 (801230/801180) Open 140x75 (801260/801030) Open 140x80 (801290/801040) Open 140x90 (801330/801050)
Piano 150x70 (802540/802180) Piano 150x75 (802550/802190) Piano 150x80 (802560/802210) Piano 150x90 (802570/802220) Open 150x70 (801590/801380)
EL 160x70 (107302) Piano 160x70 (802580/802230) Piano 160x75 (802590/802240) Piano 160x80 (802610/802250) Piano 160x90 (802620/802260) Strado 160x75 (800740/800390) Strado 160x80 (800830/800690) Strado 160x90 (800870/800780) Open 160x70 (801630/801430) Open 160x75 (801640/801440) Open 160x80 (804650/801450) Open 160x90 (801660/801460)
Strado 170x75 (800750/800410) Strado 170x80 (800840/800710) Strado 170x90 (800880/800790) Open 170x70 (801670/801470) Open 170x75 (801680/801480) Open 170x80 (801690/801490)
Piano 180x70 (802630/802270) Piano 180x75 (802640/802280) Piano 180x80 (802650/802290) Piano 180x90 (802660/802310) Open 180x75 (801720/801520) Open 180x80 (801730/801530)



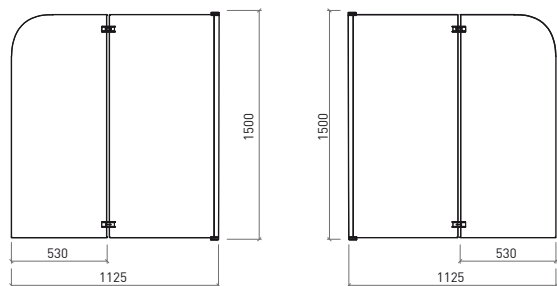
# AQUARELA



895091



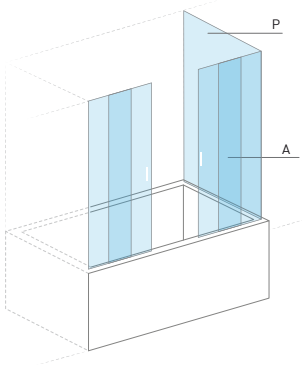
# AQUARELA DUO



8950900 


8950901 





	<b>A</b>	<b>W</b>	<b>H</b>	<b>MIN</b>	<b>MAX</b>
8935050	<b>150</b>	1500	1400	1480	1520
8935250	<b>160</b>	1600	1400	1590	1610
8935350	<b>170</b>	1700	1400	1690	1710
8935450	<b>175</b>	1750	1400	1740	1760
8935550	<b>180</b>	1800	1400	1790	1810
8935650	<b>190</b>	1900	1400	1890	1910

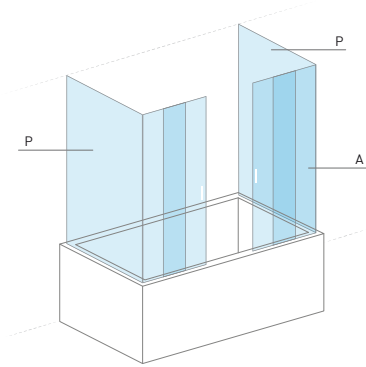
<b>Px1/Px2</b>	<b>W</b>	<b>H</b>	<b>MIN</b>	<b>MAX</b>
8936010	<b>70</b>	700	1400	690 710
8936110	<b>75</b>	750	1400	740 760
8936210	<b>80</b>	800	1400	790 810
8936310	<b>90</b>	900	1400	890 910







# VERSUS



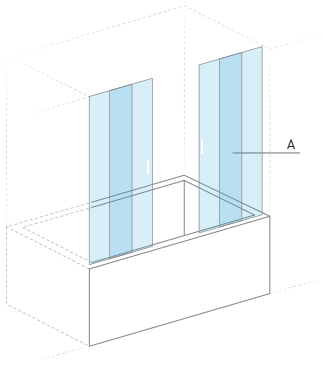
	<b>A</b>	<b>W</b>	<b>H</b>	<b>MIN</b>	<b>MAX</b>
8935050	<b>150</b>	1500	1400	1480	1520
8935250	<b>160</b>	1600	1400	1590	1610
8935350	<b>170</b>	1700	1400	1690	1710
8935450	<b>175</b>	1750	1400	1740	1760
8935550	<b>180</b>	1800	1400	1790	1810
8935650	<b>190</b>	1900	1400	1890	1910

	<b>Px1/Px2</b>	<b>W</b>	<b>H</b>	<b>MIN</b>	<b>MAX</b>
8936010	<b>70</b>	700	1400	690	710
8936110	<b>75</b>	750	1400	740	760
8936210	<b>80</b>	800	1400	790	810
8936310	<b>90</b>	900	1400	890	910



# VERSUS

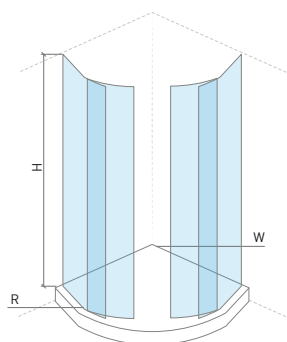
NEW



	<b>A</b>	<b>W</b>	<b>H</b>	<b>MIN</b>	<b>MAX</b>
8935050	<b>150</b>	1500	1400	1460	1540
8935250	<b>160</b>	1600	1400	1560	1640
8935350	<b>170</b>	1700	1400	1680	1720
8935450	<b>175</b>	1750	1400	1730	1770
8935550	<b>180</b>	1800	1400	1780	1820
8935650	<b>190</b>	1900	1400	1880	1920



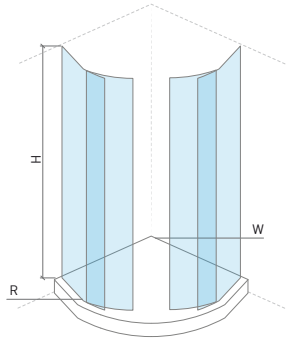
# ARESTA



		W	H	R
890310	<b>80</b>	774	1850	471
890510	<b>90</b>	874	1850	471



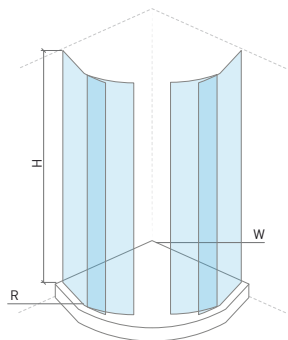
# MILLENNIUM



		W	H	R
890080	<b>90</b>	824	1850	615
890090	<b>100</b>	914	1850	684

# ELSY

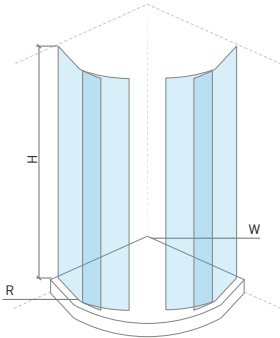
Vidro|Glass|Vidrio  
Acrílico|Acrylic|Acrylique



		W	H	R
890030	<b>75</b>	750	1846	355
890040	<b>80</b>	800	1846	428
890050	<b>90</b>	900	1846	428

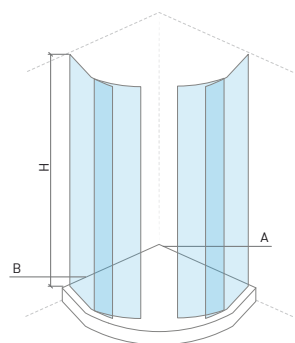


# FACE



		W	H	R
890170	<b>80</b>	800	1950	550
890180	<b>90</b>	900	1950	550
890190	<b>100</b>	1000	1950	550

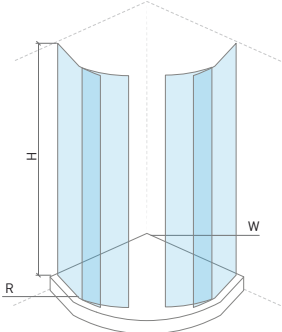
# MORAIRA



	A	B	H
892000 <b>90x70</b>	900	700	1948



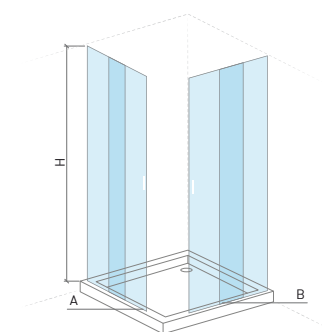
# MORAIRA



		W	H	R
892160	<b>75</b>	750	1950	520
892220	<b>80</b>	800	1950	520
892230	<b>90</b>	900	1950	520

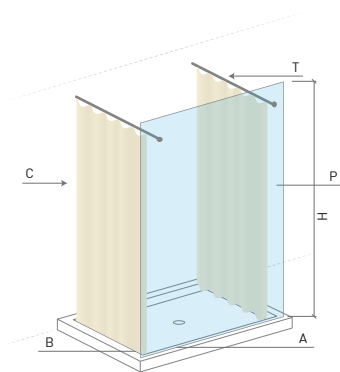


# MARIANA



		A	B	H
890010	<b>70-80</b>	700-800	700-800	1849
890020	<b>80-90</b>	800-900	800-900	1846





P+T	C	A	B	H
89410000*	8A947090* <b>100</b>	940	700-900	2050
89412000*	8A947090* <b>120</b>	1140	700-900	2050
89414000*	8A947090* <b>140</b>	1340	700-900	2050
89416000*	8A947090* <b>160</b>	1540	700-900	2050

argolas  
rings  
anneaux

alumínio  
aluminum  
aluminium



cortinas  
curtains  
rideaux

75% algodão + 25% poliéster  
75% cotton + 25% polyester  
75% coton + 25% polyester

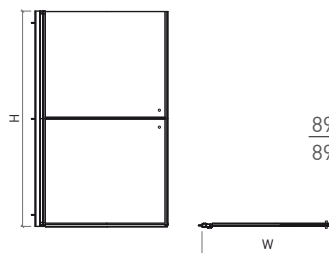


NEW

SCREEN



# NEW WCCARE



		W	H
891920	<b>90</b>	900	1850
891910	<b>120</b>	1200	1850

Solução sem barreiras que permite o fácil acesso à zona de duche, em particular por crianças, idosos e pessoas com mobilidade reduzida ou em cadeira de rodas. Possibilidade de prestar auxílio desde a parte exterior do duche.

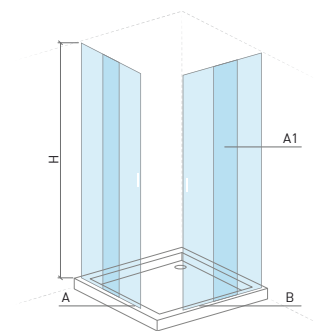
Solution without barriers providing a safer entry and exit to the shower area in particular for children, senior or people with mobility difficulties or in a wheelchair. Possibility of providing assistance from the outside of the shower

Solution sans barrières permettant libre accès à la zone de douche, en particulier pour les enfants, les personnes âgées ou les personnes à mobilité réduite ou en fauteuil roulant. Rend possible d'assister l'utilisateur à partir de l'extérieur de la douche.



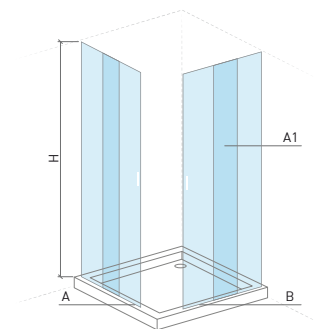
NEW

VERSUS



A1	A	B	H	MIN	MAX
8930100	<b>75x75</b>	750	750	1900	740 760
8930300	<b>80x80</b>	800	800	1900	790 810
8930400	<b>90x90</b>	900	900	1900	890 910



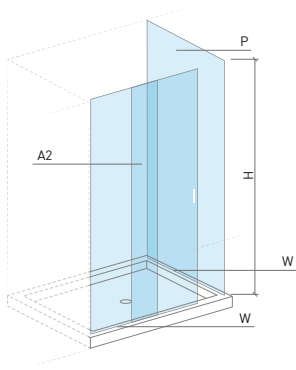


A1	A	B	H	900		700		
				MIN	MAX	MIN	MAX	
8940000	<b>90x70</b>	900	700	1900	890	910	690	710



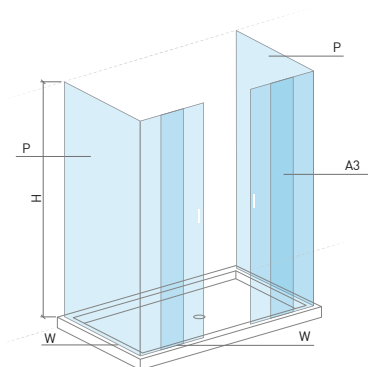


# VERSUS



A2	W	H	MIN	MAX	Px1/Px2	W	H	MIN	MAX		
8931000	100	1000	1900	980	1020	8931010	70	700	1900	690	710
8931200	120	1200	1900	1180	1220	8931110	75	750	1900	740	760
8931400	140	1400	1900	1380	1420	8931210	80	800	1900	790	810
						8931310	90	900	1900	890	910





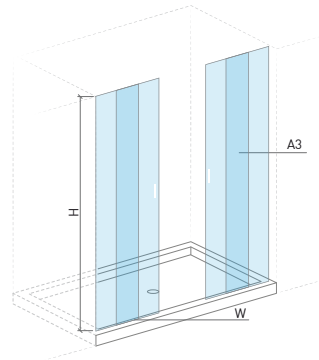
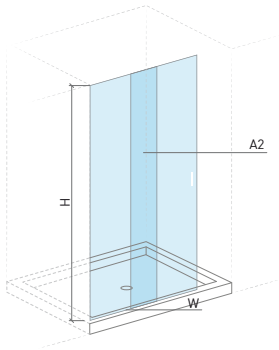
A3	W	H	MIN	MAX	Px1/Px2	W	H	MIN	MAX		
8931550	150	1500	1900	1480	1520	8931010	70	700	1900	690	710
8931650	160	1600	1900	1580	1620	8931110	75	750	1900	740	760
8931750	170	1700	1900	1680	1720	8931210	80	800	1900	790	810
8931850	180	1800	1900	1780	1820	8931310	90	900	1900	890	910







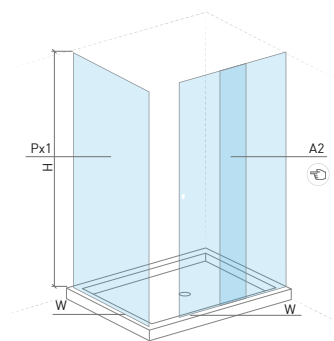
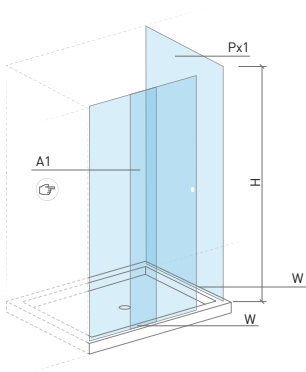
# VERSUS





A2	W	H	MIN	MAX
8931000	<b>100</b>	1000	980	1020
8931200	<b>120</b>	1200	1180	1220
8931400	<b>140</b>	1400	1380	1420

A3	W	H	MIN	MAX
8931550	<b>150</b>	1500	1480	1520
8931650	<b>160</b>	1600	1580	1620
8931750	<b>170</b>	1700	1680	1720
8931850	<b>180</b>	1800	1780	1820



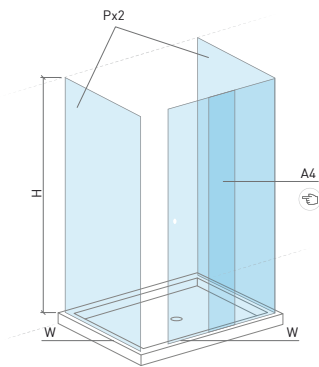
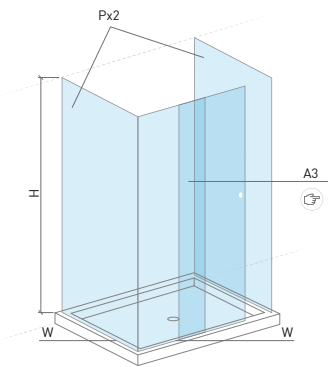


		A1	A2	W	H	MIN	MAX
		8908910	8908911	<b>100</b>	976	1971	966 986
		8903710	8903711	<b>120</b>	1201	1970	1191 1211
		8903810	8903811	<b>140</b>	1408	1970	1398 1418
		8903910	8903911	<b>160</b>	1608	1971	1598 1618
		8904110	8904111	<b>170</b>	1708	1970	1698 1718
		8904210	8904211	<b>180</b>	1801	1969	1791 1818

Px1	W	H	MIN	MAX
890661	<b>70</b>	700	1970	690 710
890671	<b>75</b>	741	1971	731 751
890681	<b>80</b>	759	1970	749 769
890691	<b>90</b>	859	19701	849 869

# STRADO



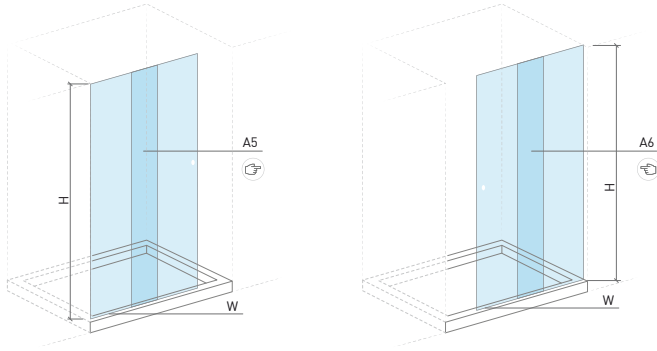




<b>A3</b>	<b>A4</b>	<b>W</b>	<b>H</b>	<b>MIN</b>	<b>MAX</b>	
8908920	8908921	<b>100</b>	952	1971	942	962
8903720	8903721	<b>120</b>	1182	1971	1172	1192
8903820	8903821	<b>140</b>	1401	1971	1391	1411
8903920	8903921	<b>160</b>	1582	1971	1572	1592
8904120	8904121	<b>170</b>	1682	1971	1672	1692
8904220	8904221	<b>180</b>	1801	1971	1791	1811

<b>Px2</b>	<b>W</b>	<b>H</b>	<b>MIN</b>	<b>MAX</b>
890662	<b>70</b>	700	1970	610
890672	<b>75</b>	741	1971	751
890682	<b>80</b>	759	1970	769
890692	<b>90</b>	859	1970	869



# STRADO



							
	A5	A6	W	H	MIN	MAX	
	8908900	8908901	<b>100</b>	1002	1971	992	1011
	8903700	8903701	<b>120</b>	1201	1971	1191	1211
	8903800	8903801	<b>140</b>	1401	1970	1391	1411
	8903900	8903901	<b>160</b>	1602	1970	1592	1611
	8904100	8904101	<b>170</b>	1701	1970	1691	1711
	8904200	8904201	<b>180</b>	1801	1969	1791	1811





**Antibacteriano**  
Anti-bacterial  
Antibactérien



**Lavatório de pousar**  
Basin to place  
Lavabo à poser



**Lavatório de encastrar**  
Countertop basin  
Lavabo à encastrar



**Lavatório de encastrar por baixo**  
Under countertop basin  
Lavabo à encastrar par-dessous



**Lavatório de semi-encastrar**  
Semi recessed wash basin  
Lavabo semi-encastrés



**Lavatório de parede**  
Wall hung wash basin  
Lavabo suspendus



**Tanque com dupla descarga**  
Cistern with double discharge  
Chasse d'eau double décharge



**Slowclose**



**Tampo**  
Cover  
Abattant



**Suspenso**  
Wall hung  
Suspendu/e



**Entrada de água lateral**  
Lateral water inlet  
Entrée latérale de l'eau



**Entrada de água lateral**  
Lateral water inlet  
Entrée latérale de l'eau



**Sem overflow**  
Without overflow  
Sans overflow



**Sem furo para torneira**  
Without hole for tap  
Sans trou pour robinet



**Com 3 furos para torneira**  
With 3 holes for tap  
Avec 3 trous por tap



**Com 2 furos para torneira**  
With 2 holes for tap  
Avec 2 trous por tap



**Com furação para tampo**  
With hole for cover  
Avec percement pour abattant



**Sénior**



**Peso estático máximo 400kg**  
Maximum static weight 400kg  
Capable de résister à un poids allant jusqu'à 400kg.



## LOUÇA SANITÁRIA SANITARY WARE APPAREILS SANITAIRE

WCA	288
<b>N</b> Sanlife	290
Status	292
<b>N</b> Sanibold	294
Millennium	296
Advance	298
Vintage	302
Nau	304
Jade	306
Newday	310
Reflex	314
Urb.Y plus	316
Urb.Y	318
<b>N</b> Look	324
Proget confort	330
Alfa	331
Alfa Plus	332
Easy	334
Aveiro	338
Cetus Basic	342
Cetus Susp	344
Placas de descarga Plates Plaques	350
Tanques Cisterns Réservoirs	351
Sistemas de instalação Installations systems Systèmes d'intallation	353
Sistemas de instalação - bidé Installations systems - bidet Systèmes d'intallation - bidet	358



## GARANTIA

A Sanindusa assegura uma garantia para séries sanitárias de **5 anos**, **2 anos** para mecanismos de descarga, tampos de sanita, bidé e urinol. A garantia apenas cobre defeitos de fabrico. Não cobre defeitos ou danos causados pela instalação e/ou manutenção incorretas.

## WARRANTY

Sanindusa ensures a **5-year** warranty for the sanitary ware and **2-years** for flush mechanisms, toilet, bidet and urinal covers. The warranty only covers malfunction of pieces and components of the equipment.

## GARANTIE

Les appareils sanitaire Sanindusa sont garantis **5 ans** et les mécanismes, les abattants pour cuvette, bidet et urinoir, **2 ans**. La garantie ne couvre que les défauts de fonctionnement des pièces et des composants de chaque équipement.



## SUPERFÍCIE ANTI-BACTERIANA

Os tampos da Sanindusa em Duroplast oferecem uma protecção anti-bacteriana permanente, graças a uma substância que é incorporada na matéria prima que impede que o desenvolvimento das bactérias e que dura ao longo de toda a vida útil das peças. Rotinas e práticas de limpeza devem ser mantidas para assegurar a sua eficácia.

## ANTIBACTERIAL SURFACE

The Sanindusa toilet seats and bidet covers in Duroplast provide a permanent anti-bacterial protection thanks to a substance that is incorporated into the raw material which prevents the development of bacterias and lasts throughout the life of the parts. Cleaning practices and routines should not be disregarded to ensure its effectiveness.

## SURFACE ANTIBACTÉRIENNE

Les abattants duroplast Sanindusa fournissent une protection antibactérienne permanente grâce à une substance qui est incorporée dans la matière première qui empêche le développement de bactéries et ce, pendant toute la durée de vie du produit. L'entretien et le nettoyage doivent être maintenus pour assurer son efficacité.



## ESPAÇOS PEQUENOS

A casa de banho é um compartimento que se quer essencialmente prático e funcional.

Este espaço é cada vez mais reduzido, por isso, o segredo está em encontrar as melhores soluções que garantam funcionalidade e equilíbrio.

Existem duas soluções para estes casos:

**sanitários suspensos:** a sanita e bidé suspensos para além da vantagem da facilidade de limpeza, ocupam menos espaço uma vez que o tanque está incorporado na parede (Urb.y e Cetus);

**sanitários de dimensões reduzidas:** sobretudo que o seu comprimento seja o mínimo possível (Urb.y e Urb.y Plus);

## SMALL SPACES

The bathroom is a room that we want, essentially, to be practical and functional.

This space is becoming increasingly reduced, so the secret is to find the best solutions to ensure functionality and balance.

There are two solutions for these cases:

**suspended sanitary ware:** the wall hung toilet and bidet beyond the benefit of easy cleaning they take up less space since the cistern is incorporated in the wall (Urb.y and Cetus);

**sanitary ware of reduced dimensions:** mainly that its length is as minimum as possible (Urb.y and Urb.y Plus);

## PETITS ESPACES

La salle de bain est une pièce qui se veut essentiellement pratique et fonctionnelle.

C'est un espace de plus en plus réduit et de ce fait, le secret est de trouver les meilleures solutions pour assurer la fonctionnalité et l'équilibre. Dans ces cas-là, nous vous proposons deux solutions :

**sanitaires suspendus:** le WC et bidet suspendu, en plus de la facilité d'entretien, occupent beaucoup moins d'espace puisque le réservoir est encastré dans le mur (Urb.y et Cetus);

**sanitaires de dimensions réduites:** moindre longueur possible (Urb.y et Urb.y Plus);



## Rimflush

O novo sistema de descarga "rimflush" caracteriza-se pela distribuição da água que, através da sua força, efetua uma lavagem perfeita do interior da sanita, sem salpicos. A ausência do aro fechado convencional, permite o acesso facilitado às chamadas zonas difíceis da sanita, garantindo assim uma melhoria significativa ao nível da higiene e maior eficiência da descarga.

The new flushing system, "rimflush", is characterised by its perfect water distribution, whose power perfectly cleans the inside of your toilet, without splashing. The absence of the conventional closed rim allows easy access to the so-called hard to reach areas of the toilet, ensuring a significant improvement in hygiene and better flushing efficiency.

Le nouveau système de chasse d'eau «rimflush» assure la répartition parfaite de l'eau qui, de par son énergie et sa vitesse, rince efficacement l'intérieur de la cuvette, sans aucune projection. L'absence de la traditionnelle bride facilite l'accès aux zones dites difficiles d'accès de la cuvette, et constitue une amélioration significative en termes d'hygiène et d'efficacité du rinçage.





Séries | Series | Serie

Sanlife  
Sanibold  
Urb.y  
Look  
Cetus 52  
Plus 10



watch the video

O sistema ClipOff possibilita a montagem rápida e a remoção do tampo sem ter de desapertar quaisquer parafusos ou porcas.

Este sistema facilita a limpeza não só da sanita ou bidé mas também do tampo. Basta pressionar os botões laterais e retirar o tampo.

Depois de efetuar a limpeza apenas é necessário voltar a encaixar o tampo nas ferragens fixas à sanita ou bidé.

The ClipOff system allows a quick assembly and removal of the toilet seat without having to undo (unscrew) any screws or bolts.

This system makes cleaning your toilet effortless. Simply press in the buttons on the toilet hinge and remove the toilet seat.

Once cleaning is done simply re-tighten the fixed hinges on the toilet or bidet.

Le ClipOff permet le montage rapide et le démontage de l'abattant, sans avoir à dévisser des vis ou des écrous.

Ce système facilite le nettoyage non seulement des toilettes ou du bidet mais aussi de l'abattant. Il suffit de faire pression sur les boutons latéraux et enlever l'abattant.

Après avoir effectué le nettoyage, il suffit d'emboîter l'abattant dans les charnières fixes des toilettes ou du bidet.



Pressionar os botões para libertar o tampo.  
Push the buttons to release the toilet seat.  
Appuyez sur les boutons pour libérer l'abattant.



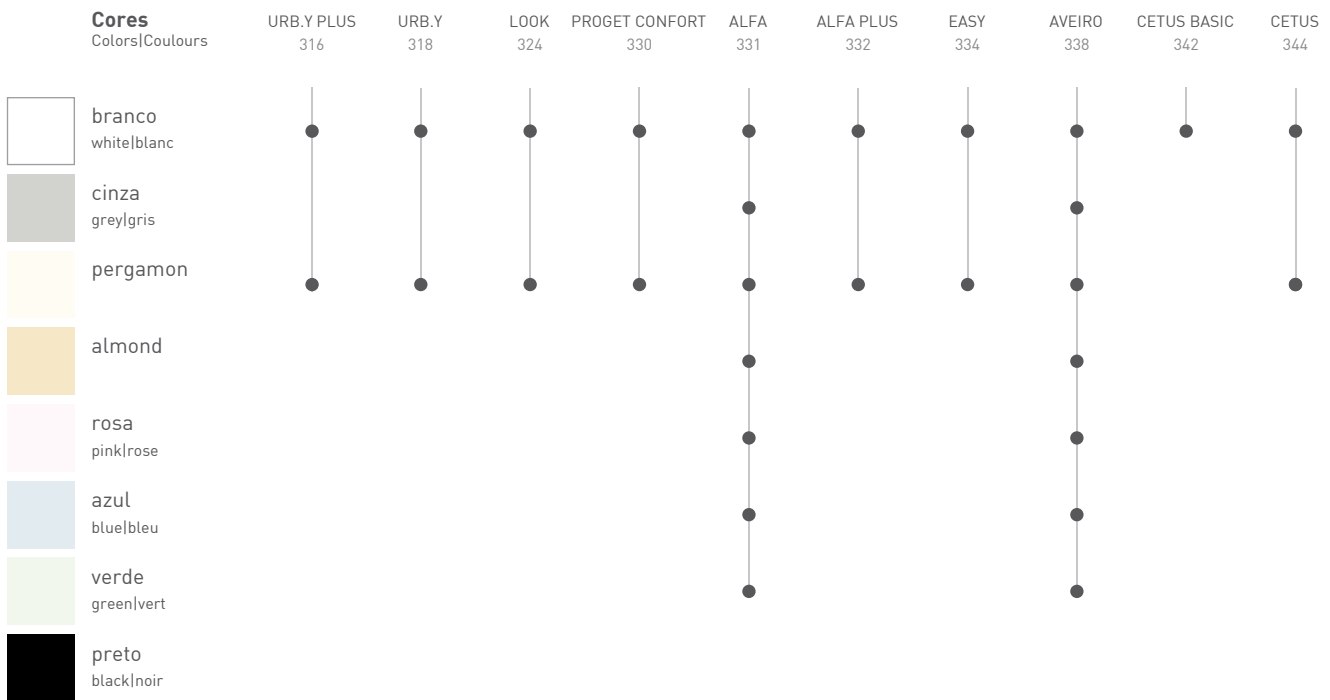

Levantar o tampo.  
Lift the toilet seat.  
Démontage vertical de l'abattant.

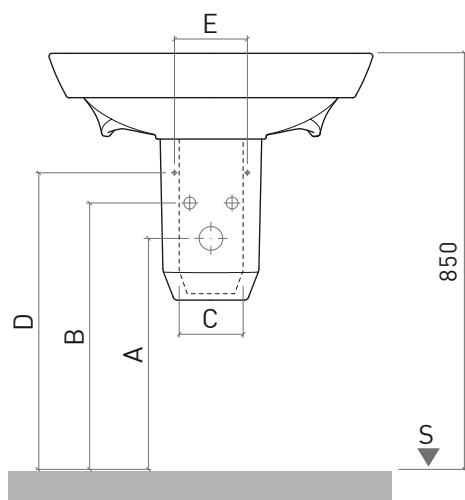


Facilidade de limpeza.  
Easy cleaning.  
Nettoyage plus facile.

	WCA 288	SANLIFE 290	STATUS 292	SANIBOLD 294	MILLENNIUM 296	ADVANCE 298	VINTAGE 302	NAU 304	JADE 306	NEWDAY 310	REFLEX 314
<b>Sanita</b> Wc   Cuvette											
<b>compacta</b> close-coupled compacte							●		●	●	●
<b>compacta fechada</b> back to wall close-coupled compacte adossée au mur	●		●		●	●		●			
<b>simples</b> low-level   simple							●				
<b>simples fechada</b> back to wall low-level simple adossée au mur			●		●	●		●		●	
<b>suspensa</b> wall hung   suspendu	●	●		●		●		●	●	●	
<b>rimflush</b>		●									
<b>Pack</b>											
<b>Tampo para sanita</b> Toilet seat   Abattant											
<b>sem slowclose</b> without slowclose sans slowclose	●		●		●	●	●	●	●	●	●
<b>com slowclose</b> with slowclose avec slowclose			●		●	●	●			●	●
<b>clipoff</b>											
<b>clipoff com slowclose</b> clipoff with slowclose clipoff avec slowclose		●		●							
<b>Bidé</b> Bidet											
<b>simples</b> simple							●		●		●
<b>fechado</b> back to wall   adossé au mur	●		●		●	●		●		●	
<b>suspenso</b> wall hung   suspendu	●	●		●	●	●		●	●	●	
<b>Urinol</b> Urinal   Urinoir											
	●								●		
<b>Tampo para bidé</b> Toilet seat   Abattant											
<b>sem slowclose</b> without slowclose sans slowclose				●	●	●		●	●	●	
<b>clipoff com slowclose</b> clipoff with slowclose clipoff avec slowclose		●									
<b>Lavatórios</b> Basins   Vasques											
<b>encastrar</b> countertop   à encastrer	●				●		●		●		●
<b>pousar</b> top sinks   à poser		●	●	●		●				●	
<b>semi-encastrar</b> semi-recessed   semi-encastré			●			●					
<b>parede</b> wall hung   suspendu clipoff avec slowclose	●		●			●		●		●	●
<b>coluna</b> pedestal   colonne	●				●	●	●	●	●	●	●
<b>coluna suspensa</b> half pedestal   semi-colonne					●	●		●	●	●	●

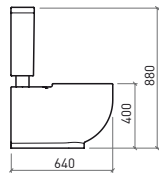
	URB.Y PLUS 316	URB.Y 318	LOOK 324	PROGET CONFORT 330	ALFA 331	ALFA PLUS 332	EASY 334	AVEIRO 338	CETUS BASIC 342	CETUS 344
<b>Sanita</b> Wc   Cuvette										
<b>compacta</b> close-coupled compacte		●		●	●	●	●	●	●	
<b>compacta fechada</b> back to wall close-coupled compacte adossée au mur	●	●	●							
<b>simples</b> low-level   simple		●				●	●	●	●	
<b>simples fechada</b> back to wall low-level simple adossée au mur	●	●	●				●			
<b>suspensa</b> wall hung   suspendu		●	●				●	●		●
<b>rimflush</b>			●							
<b>Pack</b>		●					●	AVEIRO CONFORT		
<b>Tampo para sanita</b> Toilet seat   Abattant										
<b>sem slowclose</b> without slowclose sans slowclose					●	●	●	●	●	●
<b>com slowclose</b> with slowclose avec slowclose					●	●	●	●	●	●
<b>clipoff</b>	●	●	●	●						
<b>clipoff com slowclose</b> clipoff with slowclose clipoff avec slowclose	●	●	●	●						
<b>Bidé</b> Bidet										
<b>simples</b> simple		●		●	●	●	●	●	●	
<b>fechado</b> back to wall   adossé au mur	●	●	●				●			
<b>suspenso</b> wall hung   suspendu		●	●				●			●
<b>Urinol</b> Urinal   Urinoir										
<b>Tampo para bidé</b> Toilet seat   Abattant										
<b>sem slowclose</b> without slowclose sans slowclose	●	●		●	●	●	●	●	●	
<b>clipoff com slowclose</b> clipoff with slowclose clipoff avec slowclose			●							
<b>Lavatórios</b> Basins   Vasques										
<b>encastrar</b> countertop   à encastrer			●							
<b>pousar</b> top sinks   à poser			●							
<b>semi-encastrar</b> semi-recessed   semi-encastré	●	●	●					●		
<b>parede</b> wall hung   suspendu clipoff avec slowclose		●	●				●		●	
<b>coluna</b> pedestal   colonne		●	●	●	●	●	●	●	●	
<b>coluna suspensa</b> half pedestal   semi-colonne		●	●				●	●	●	●



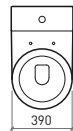


- ♦ Pontos de fixação | Fixing points | Points de fixation
- ⊕ Entrada de água | Water services | Entrée d'eau
- ⊙ Saída de esgoto | Waste exit | Sortie d'égout
- ▼ Solo | Floor | Sol

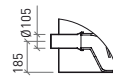
			A	B	C	D	E
Millennium	105320	105220	495	590	255	585	252
Advance	127300	127220	520	590	140	655	138
Advance	127310	127220	525	590	140	655	138
Nau	106320	106220	540	595	150	650	178
Jade	104320	104220	495	585	110	665	230
Newday	113300	113220	540	610	165	670	133
Newday	113320	113220	515	585	165	650	133
Reflex	112310	112220	525	600	130	670	185
Reflex	112320	112220	520	595	130	665	155
Reflex	112770	112220	520	595	130	665	155
Urb.y	140300	140220	525	590	165	655	133
Urb.y	140310	140220	525	590	165	650	133
Urb.y	140320	140220	520	585	165	645	133
Look	134310	134220	-	-	-	-	-
Look	134320	134220	561	630	140	680	118
Look	134330	134220	558	623	140	673	118
Look	134340	134220	560	625	140	675	118
Look	134370	134220	550	615	135	665	113
Easy	131310	131220	525	580	140	640	130
Easy	131320	131220	535	590	140	640	130
Easy	131330	131220	530	585	140	640	130
Aveiro	103310	103220	495	555	152	605	168
Aveiro	103320	103220	490	550	155	600	168
Cetus	110300	110220	520	595	165	665	206
Cetus	110310	110220	515	590	165	665	206



111111



111021



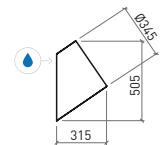
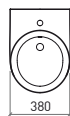
111022



21111



111410



111500

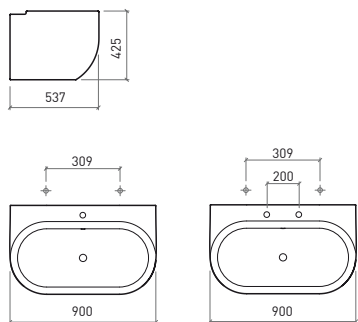




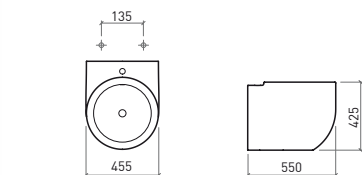


DESIGN PLUS

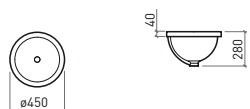
WCA



111770 111772\*



111340   
111349



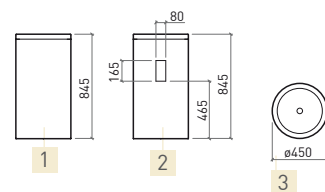
111360



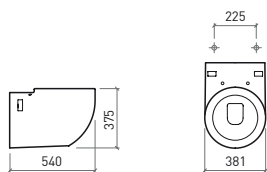
1



2



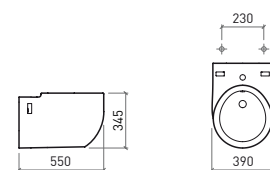
111200 1   
111202 2  
111360 3



111032



21111



111450





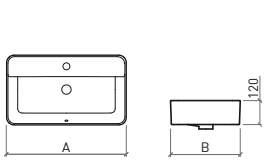
	A	B
136370	38	380
136770	42	420



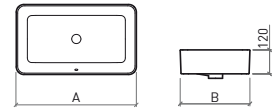
	A	B
136379	38	380
136779	42	420



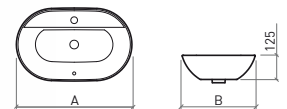
	A	B
136330	60	350
136340	80	350
136730	60	400
136740	80	400



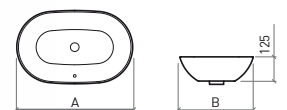
	A	B
136900	60	350
136920	80	350
136910	60	400
136930	80	400



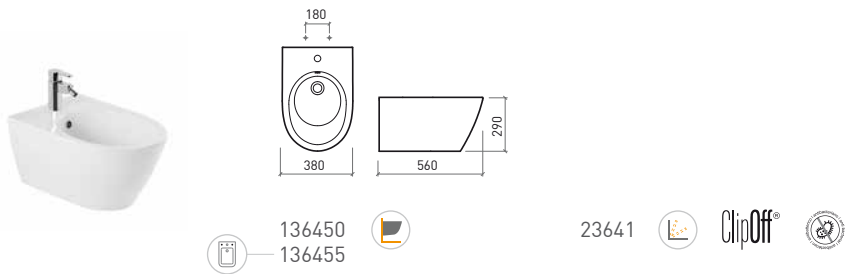
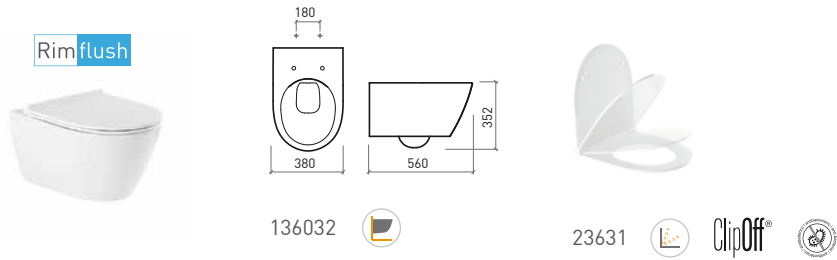
	A	B
136339	60	350
136349	80	350
136739	60	400
136749	80	400

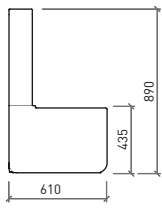


	A	B
136380	60	380
136390	80	380
136780	60	420
136790	80	420

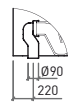


	A	B
136389	60	380
136399	80	380
136789	60	420
136799	80	420

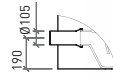




123111



123021



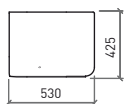
123022



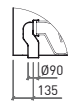
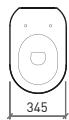
22311



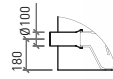
22331



123011



123011



123012

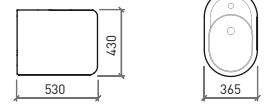


22311

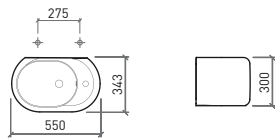


22331

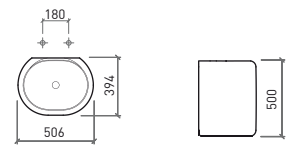
# STATUS



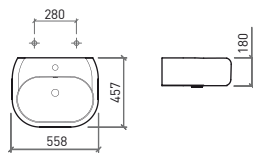
123410



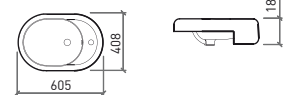
123300 



123330    

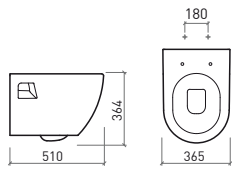


123310  



123350 





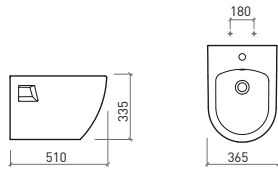
137032



23731



ClipOff®



137450

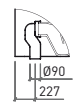
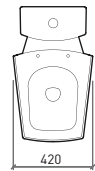
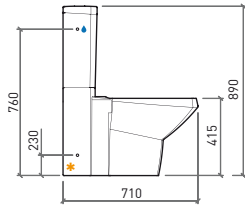


NEW

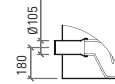
# SANIBOLD



\* sob pedido | options by special order | sur demande



105021



105022



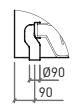
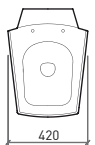
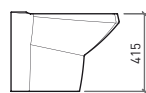
20511



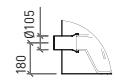
20531



105111  
105113  
105511\*



105011



105012



20511

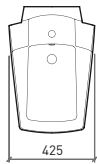
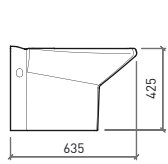


20531





# MILLENNIUM

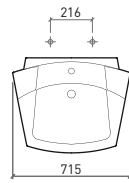


105410

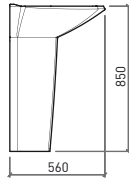
20541



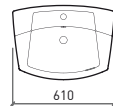
20511



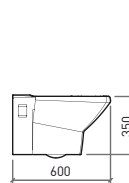
105320



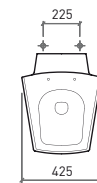
105200



105360



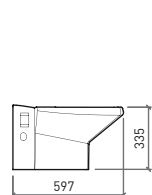
105032



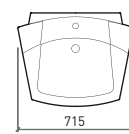
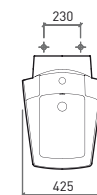
20511



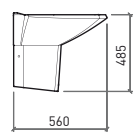
20531



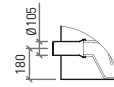
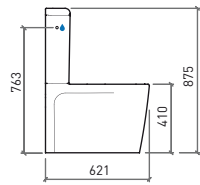
105450



105320



105220



127111  
127113

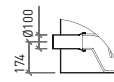
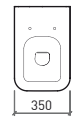
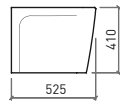
127023

127024

22711



22731

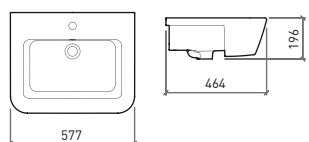


127410  
127415

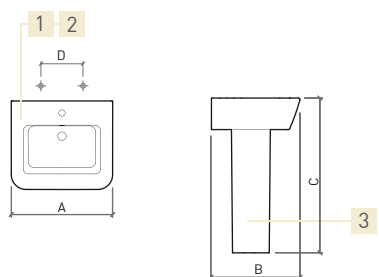
22741



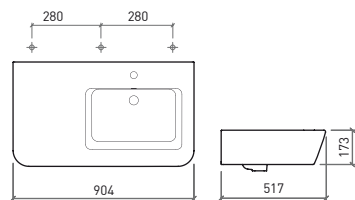
# ADVANCE



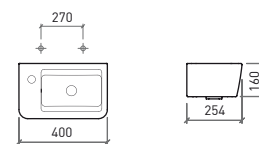
127350 



		A	B	C	D
1	127300	55	550	477	870
2	127310	65	650	517	870
3	127200				

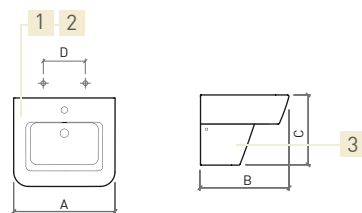


127320  



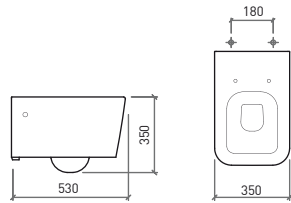
127330 





		A	B	C	D
1	127300	55	550	477	418
2	127310	65	650	515	415
3	127220				280

# ADVANCE



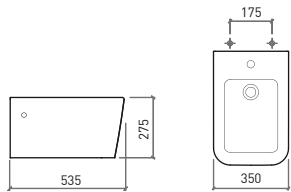
127032



22711

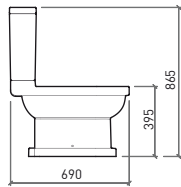


22731

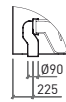


127450

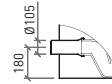




117111



117021



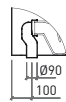
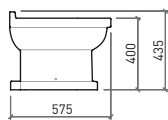
117022



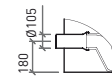
21711



21731



117011



117012



21711



21731

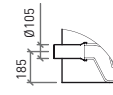
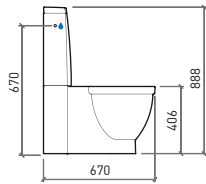


# VINTAGE

	OOO		A	B	C	D	
1	117310	117311*	58	580	460	835	260
2	117320	117321*	68	690	525	865	285
3	117330	117331*	78	780	555	905	285
4	117200						



\* disponibilidade sob consulta | check availability | sous réserve de disponibilité

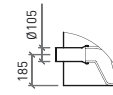
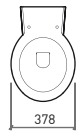
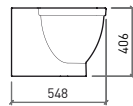


106111  
106113

106021

106022

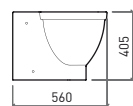
20611 L



106011

106012

20611 L

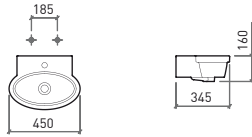


106410  
106415

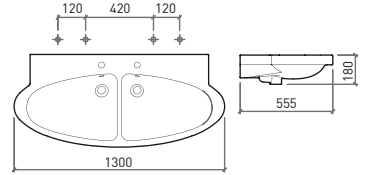
20641 L



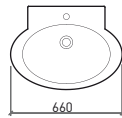




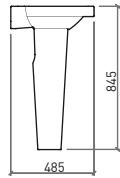
106340



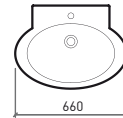
106770



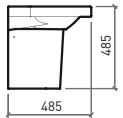
106320



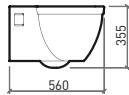
106200



106320



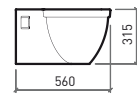
106220



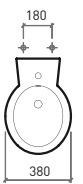
106032

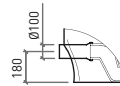
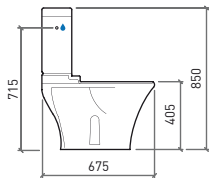


20611



106450





104111  
104113



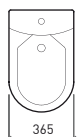
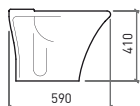
104021

104022

20411

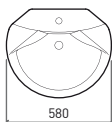


# JADE

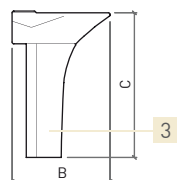
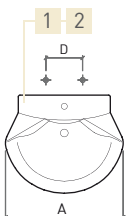


104410

20441  

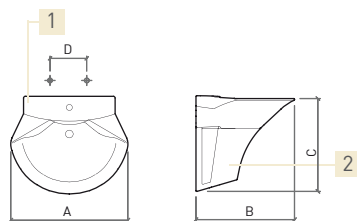


104360 



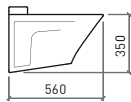
		A	B	C	D
1	104300	55	555	512	855
2	104320	68	690	570	855
3	104200				224



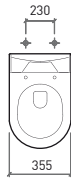


	A	B	C	D
1	104320	68	690	570
2	104220	555	224	

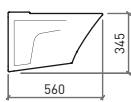
# JADE



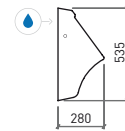
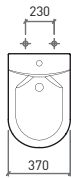
104032



20411



104450

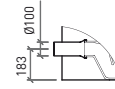
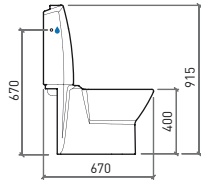


104500



20451





113111  
113113

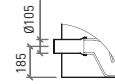
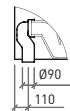
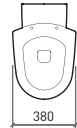
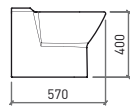
113021

113022

21311



21331



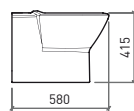
113011

113012

21311



21331

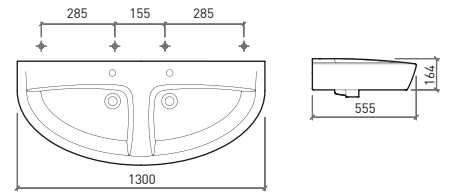


113410

21341



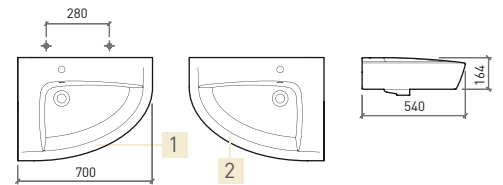
# NEWDAY





113790 

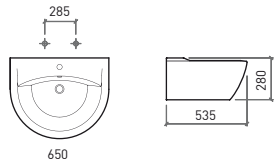


113350 

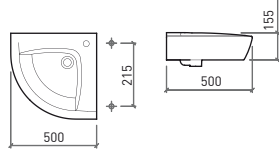


 1 113710   
 2 113720 

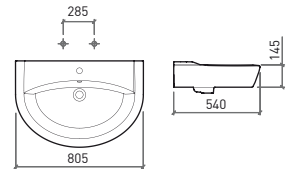




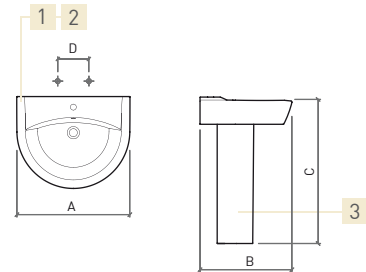
113340



113700



113770

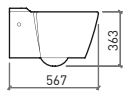


		A	B	C	D	
1	113300	<b>56</b>	565	495	825	290
2	113320	<b>66</b>	660	545	855	280
3	113200					





# NEWDAY



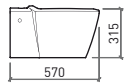
113032



21311



21331



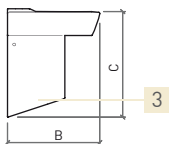
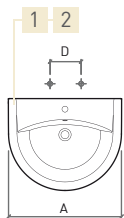
113450



21341

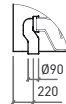
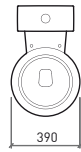
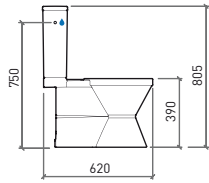


21341

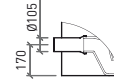


		A	B	C	D	
1	113300	56	565	495	570	290
2	113320	66	660	545	585	280
3	113220					





112021



112022



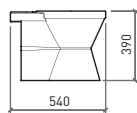
21211



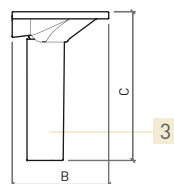
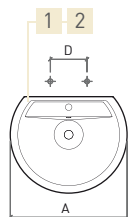
21231



112111  
112113



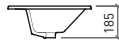
112410



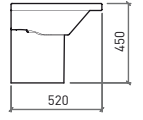
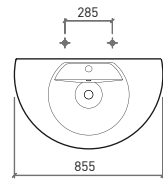
		A	B	C	D
1	112310	60	605	515	835
2	112320	66	665	550	835
3	112200				277

\* produto descontinuado | discontinued product | stock limité

# REFLEX

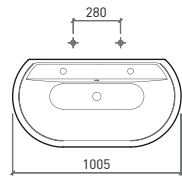


112360 

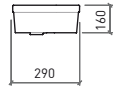
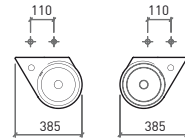


112770

112220

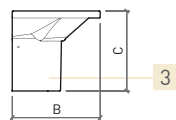
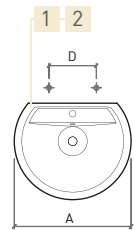


112780 

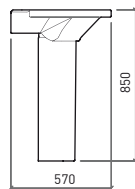
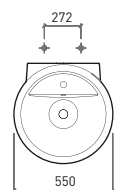


112700 1 

112710 2 

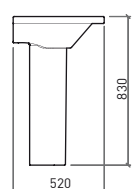
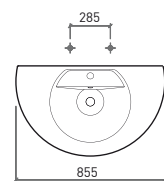


		A	B	C	D
1	112310	60	605	515	455
2	112320	66	665	550	460
3	112220				277



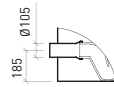
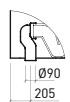
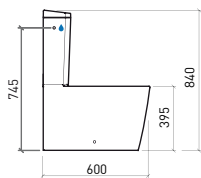
112300

112200



112770

112200



140171  
140173



146021

146022

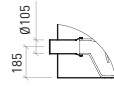
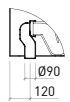
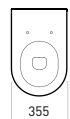
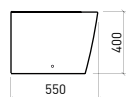
24011 ClipOff®



24031



ClipOff®



146011

146012

24011 ClipOff®



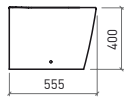
24031



ClipOff®



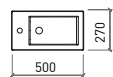
# URB.Y PLUS



146410  
146415

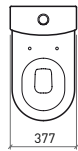
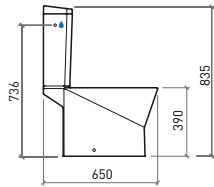


24041

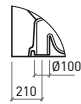


146350

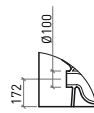




140111  
140113



140021



140022



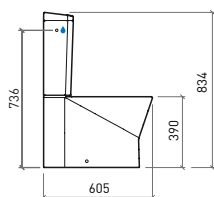
24011

ClipOff®



24031

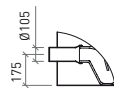
ClipOff®



140171  
140173



140023\*  
140027



140024\*  
140028



24011

ClipOff®

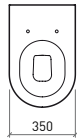
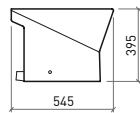


24031

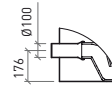
ClipOff®



# URB.Y



140011



140012



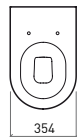
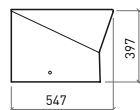
24011

ClipOff®

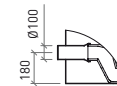


24031

ClipOff®



140013



140014



24011

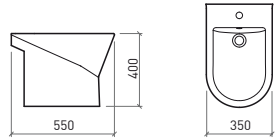
ClipOff®



24031

ClipOff®

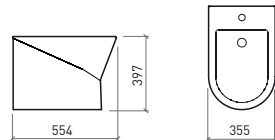




140410  
140415



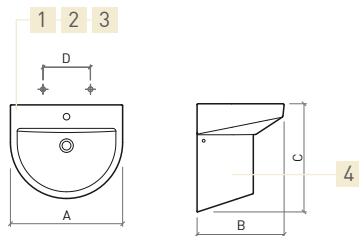
24041 L



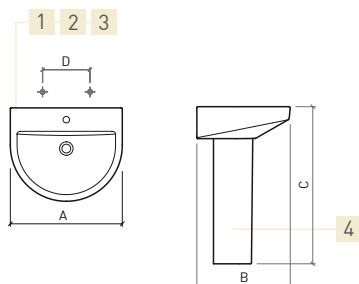
140420  
140425



24041 L



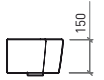
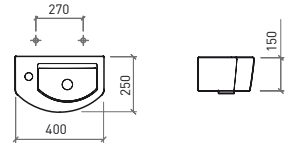
		A	B	C	D	
1	140300	<b>56</b>	560	465	580	280
2	140310	<b>60</b>	600	500	585	280
3	140320	<b>66</b>	660	490	585	280
4	140220					



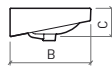
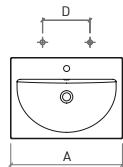
		A	B	C	D	
1	140300	<b>56</b>	560	465	835	280
2	140310	<b>60</b>	600	500	835	280
3	140320	<b>66</b>	660	490	835	280
4	140200					



# URB.Y

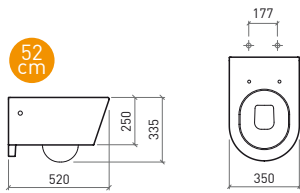


140330



		A	B	C	D		
1	140350	<b>65</b>	650	470	190	280	
2	140360	<b>80</b>	800	470	195	280	





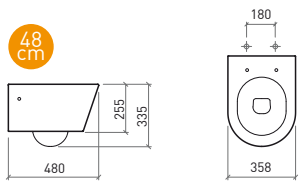
140042



24011 **ClipOff®**



24031 **ClipOff®**



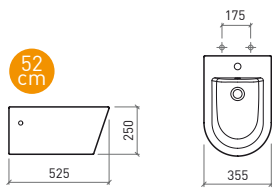
140032



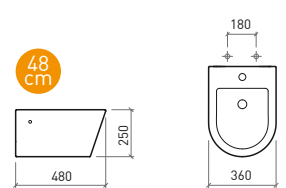
24011 **ClipOff®**



24031 **ClipOff®**




140440



140450

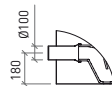
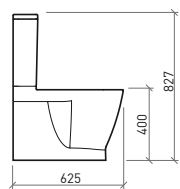
# URB.Y



Rimflush



disponível em 2016 | available in 2016 | disponible en 2016



134111  
134113



134023

134024



23411 ClipOff®

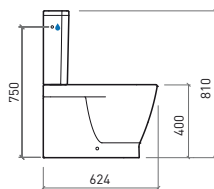


23431

ClipOff®



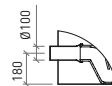
# LOOK



134111  
134113



134021



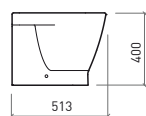
134022



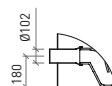
23411 ClipOff®



23431 ClipOff®



134011



134012

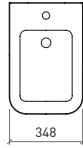
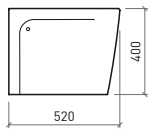


23411 ClipOff®



23431 ClipOff®





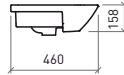
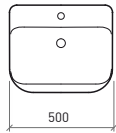
134410  
134420\*  
134415  
134425\*



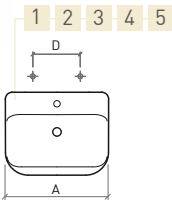
23441



ClipOff®



134380



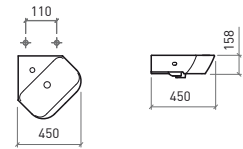
6

		A	B	C	D
1	134310	46	460	415	850
2	134320	50	500	414	850
3	134330	56	560	449	850
4	134340	60	600	449	850
5	134370	66	660	450	850
6	134200				

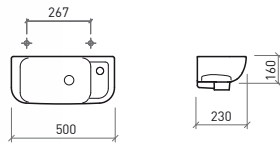


\* meia lua sob pedido | with lateral hole by special order | avec passage pour alimentation d'eau sur demande

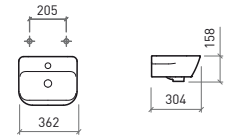
# LOOK



134700 

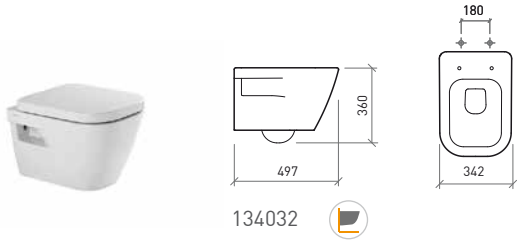


134390 



134300 





134032



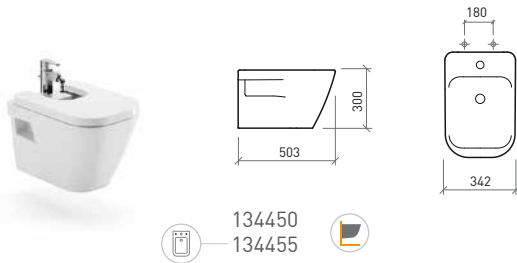
23411 ClipOff®



23431



ClipOff®



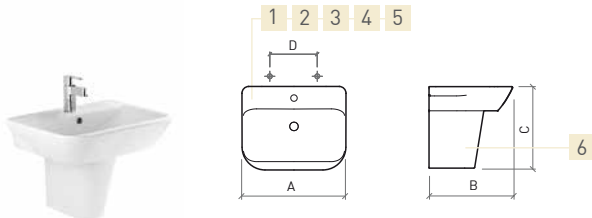
134450  
134455



23441



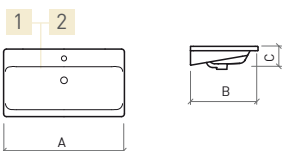
ClipOff®



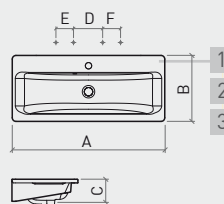
		A	B	C	D
1	134310	<b>46</b>	460	415	430
2	134320	<b>50</b>	500	414	430
3	134330	<b>56</b>	560	449	430
4	134340	<b>60</b>	600	449	430
5	134370	<b>66</b>	660	449	430
6	134220				







		A	B	C	
1	134350	63	637	465	168
2	134360	83	832	465	177

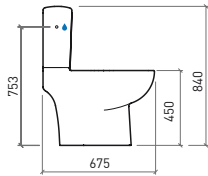


		A	B	C	D	E	F
1	134770*	63	632	360	148	280	---
2	134780*	83	832	360	148	280	---
3	134790*	103	1032	360	148	280	140

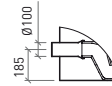


\* disponível em 2016 | available in 2016 | disponible en 2016

# PROGET CONFORT



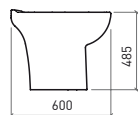
130021



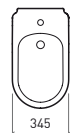
130022



21411



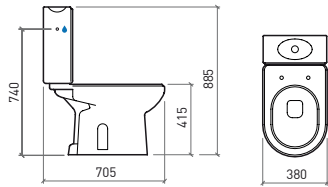
130410



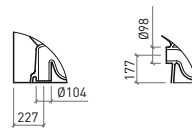
21441



# ALFA



100111  
100113



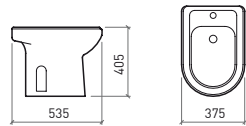
100021 100022



22111



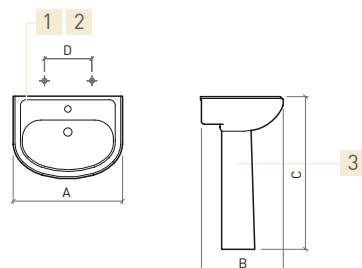
22131



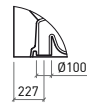
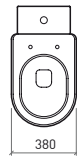
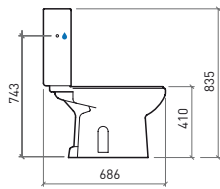
100410



22141



		A	B	C	D
1	100310	58	595	455	825
2	100320	68	685	485	835
3	100200				283



100021



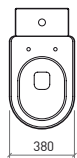
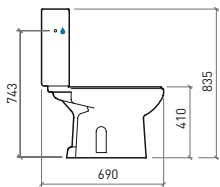
22111



22131



121111  
121113



100022



22111

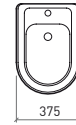
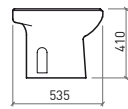


22131



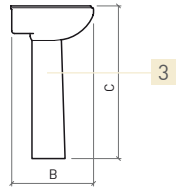
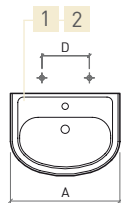
121111  
121113

# ALFA PLUS



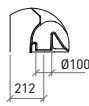
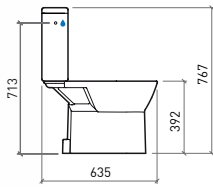
100410

22141

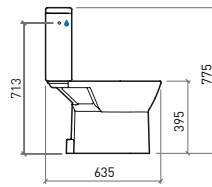


		A	B	C	D	
1	100310	<b>58</b>	595	455	825	285
2	100320	<b>68</b>	685	485	835	283
3	100200					





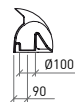
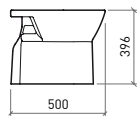
131021



131022

NF 131111 131113

23111 23121  
23131



131011



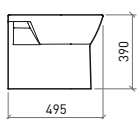
131012



23111 23121



23131



131013



131014



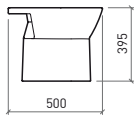
23111 23121



23131



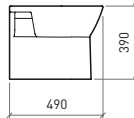
watch the video



131410  
131415\* 



23141  



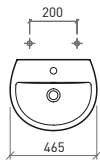
131420  
131425\* 



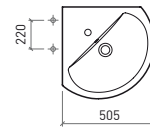
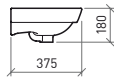
23141  



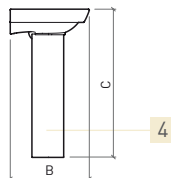
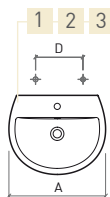
\* disponível brevemente | available soon | bientôt disponible



131300



131700

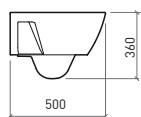


		A	B	C	D
1	131330	50	500	425	845
2	131310	55	548	443	846
3	131320	60	612	467	845
4	131200				





# EASY



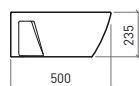
131032



23111  
23121



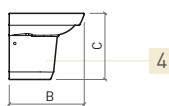
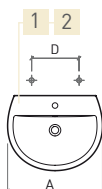
23131



131450  
131455\*



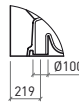
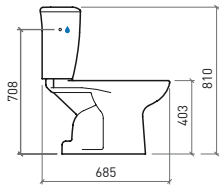
23141



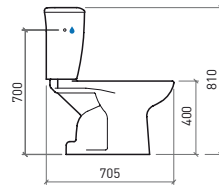
		A	B	C	D	
1	131330	50	500	425	415	245
2	131310	55	548	443	415	272
3	131320	60	612	467	415	280
4	131220					



\* disponível brevemente | available soon | bientôt disponible



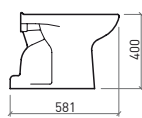
103021



NF 103022



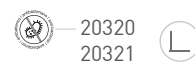
20331



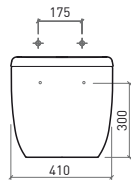
103011



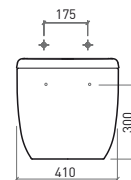
103012



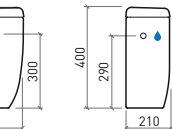
20331



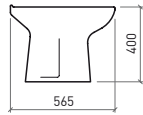
103112



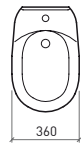
103114



# AVEIRO



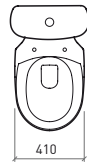
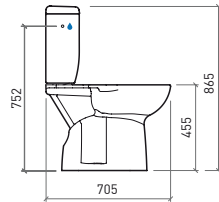
103410



20341



## Aveiro Confort



103024

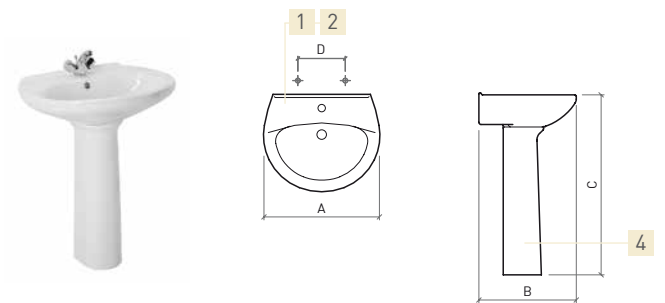


20320  
20321

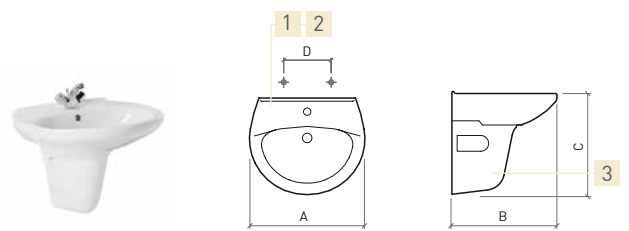


20331



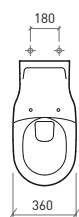
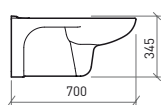


		A	B	C	D		
NF	1	103300	55	550	455	820	285
	2	103310	60	595	505	825	283
	3	103320	66	665	535	835	284
	4	103200					



		A	B	C	D		
	1	103310	60	595	505	505	283
	2	103320	66	665	535	523	284
	3	103220					

# AVEIRO



103042

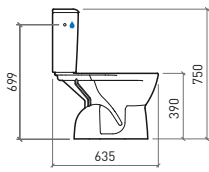


20320  
20321



20331

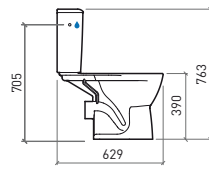




135021



23511



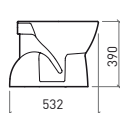
135022



23511



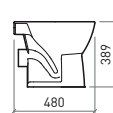
135111  
135113



135011



23511

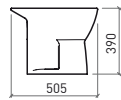


135012

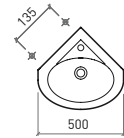
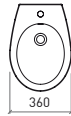


23511

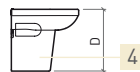
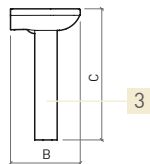
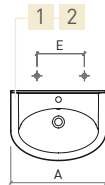
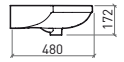
# CETUS BASIC



135410

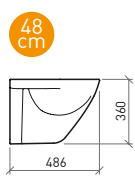


135700

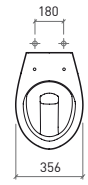


		A	B	C	D	E	
1	135300	50	500	415	830	390	280
2	135310	60	600	435	840	400	280
3	135200						
4	135220						





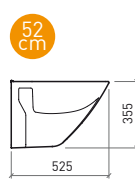
110042  



21014  



21034  



110032  



21011   



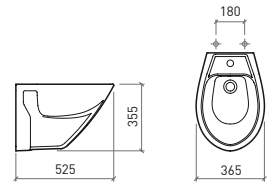
21051  



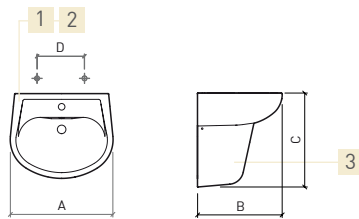
21031   



# CETUS SUSP



110450 



		A	B	C	D	
1	110300	<b>55</b>	555	430	500	265
2	110310	<b>60</b>	600	455	500	275
3	110220					



Placas de descarga; tanques; sistemas de instalação e descarga; cotas de instalação  
Discharge plates; cisterns; installation and flushing systems; instalations dimensions  
Plaques de commande; réservoirs; systèmes d'installation et de chasse; cotes d'installation



### GARANTIA

Garantia de **5 anos** para as estruturas metálicas.  
Garantia de **2 anos** para os tanques e placas de descarga.

### WARRANTY

**5 year** warranty for metallic structures.  
**2 year** warranty for cisterns and flush plates.

### GARANTIE

Les structures métalliques son garanties **5 ans**.  
Les réservoirs et plaques de commandes pour wc son garanties **2 ans**.



## ESTABILIDADE E ROBUSTEZ

Os sistemas de fixação que acompanham as estruturas asseguram a estabilidade e a fiabilidade da instalação ao longo do tempo, e os testes efetuados confirmam o suporte de carga de, no mínimo, **400 Kg**.

## FÁCIL INSTALAÇÃO E ACESSIBILIDADE

As estruturas, tanques e placas de descarga foram concebidos de forma a tornar a sua instalação simples e a facilitar as operações de manutenção. A maioria das placas são possíveis de montar sem ferramentas e a sua remoção permite o acesso direto ao interior do autoclismo.

## POUPANÇA DE ESPAÇO

A instalação de aparelhos sanitários suspensos permite ganhar espaço na casa de banho, ao mesmo tempo que aporta a sensação de amplitude a ambientes pequenos.

## ECONOMIA DE RECURSOS

Os sistemas de descarga interrompível e dupla descarga possibilitam a economia de água, valorizando os recursos naturais e permitindo a redução dos custos de consumo.

## STABILITY AND STURDINESS

The fixing systems which accompany the structures ensure stability and reliability in the installation over time. Tests confirm a load bearing capacity of, at least, **400Kg**.

## EASY INSTALLATION AND ACCESSIBILITY

The structures, tanks and flushing plates were designed to make installation simple and facilitate maintenance operations. Most plates can be installed without tools and their removal enables direct access to the interior of the flushing cistern.

## SPACE SAVING

The installation of suspended sanitary appliances saves space in the bathroom, whilst creating a feeling of ample room in a small environment.

## RESOURCE SAVING

The interrupted flush or dual flush systems enable saving water, valuing natural resources and reducing consumption costs.

## STABILITÉ ET RÉSISTANCE

Les systèmes de fixation qui accompagnent les bât-supports assurent stabilité et fiabilité de l'installation au fil du temps et les tests effectués confirment qu'ils supportent **400kg** minimum.

## INSTALLATION FACILE ET ACESSIBILITÉ

Les structures, réservoirs et plaques de décharge ont été conçues de forme à simplifier l'installation et faciliter l'entretien. La plupart des plaques peuvent être installées sans outils et retirer la plaque de décharge donne accès à l'intérieur de réservoir (trappe de visite).

## GAIN D'ESPACE

L'installation des appareils sanitaires suspendus permet un gain d'espace dans la salle de bain et apporte une sensation d'amplitude aux espaces réduits.

## ÉCONOMIE D'EAU

Les systèmes de chasse d'eau à poussoir interrompable et 3/6L permettent une basse consommation d'eau, valorisant ainsi la protection de nos ressources naturelles et permettant une réduction du montant de la facture d'eau.

## HIGIENE E LIMPEZA

Ao libertar o chão de qualquer obstrução, a instalação de sanitas e bidés suspensos torna a tarefa de limpar a casa de banho mais fácil, mais eficiente e mais rápida.

## HYGIENE AND CLEANING

Freeing the floor from any obstruction, wall-mounted toilets and bidets make cleaning the bathroom so much easier, more efficient and rapid.

## HYGIÈNE ET ENTRETIEN

En désobstruant le sol, l'installation des cuvettes et des bidets suspendues permettant un nettoyage rapide et efficace de la salle de bain.

## INSONORIZAÇÃO

Os autoclismos internos são revestidos a esferovite reduzindo o ruído e evitando a condensação.

## SOUNDPROOFING

The internal flushing cisterns are covered in polystyrene foam, thereby reducing noise and preventing condensation.

## INSONORISATION

Les mécanismes de chasse d'eau ont un revêtement de polystyrène ce qui réduit le bruit et permet d'éviter la condensation.

## CERTIFICAÇÃO

Todos os autoclismos são fabricados de acordo com os requisitos de diretiva para a marcação CE.

## CERTIFICATION


All flushing cisterns are manufactured according to directive requirements, in order to be labelled CE.

## CERTIFICATION

Tous les mécanismes de chasse d'eau sont fabriqués selon les critères de la directive pour le marquage CE.

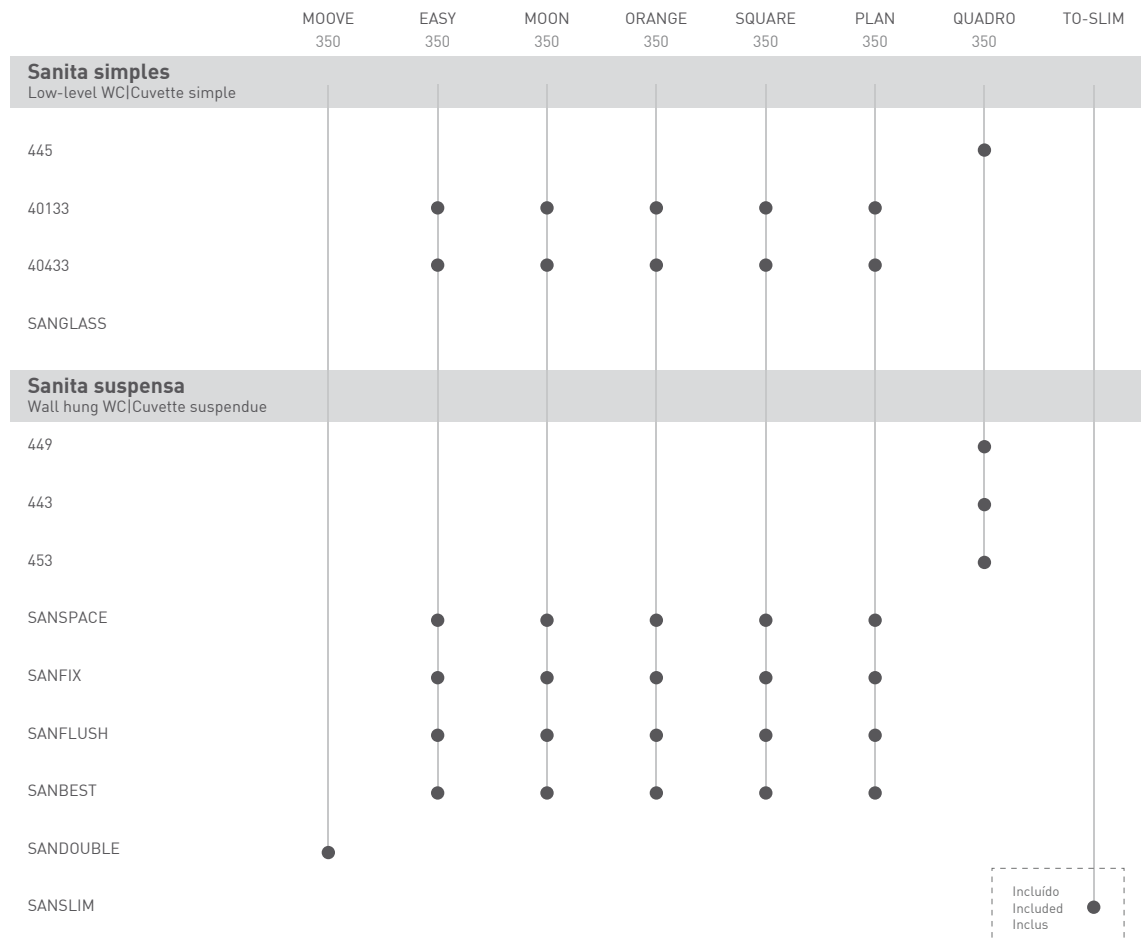
## Tanques e estruturas

Cisterns and structures | Réservoirs et bâti-support



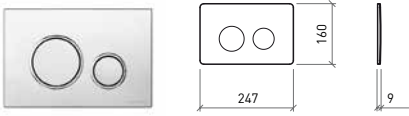
## Placas de descarga

Discharge plates | Plaques de commande



Incluido  
Included  
Inclus

**Moove** NEW



4103311

**Easy**



4002300

4002311

4002313

**Plan**

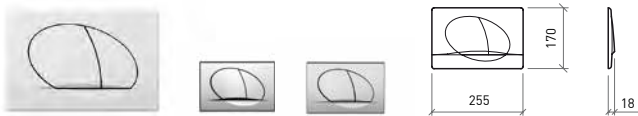


4001300

4001311

4001313

**Orange**



4000300

4000311

4000313

**Square**



4004300

4004373

4004310

**Moon**



4003310

4003318

4003389

**Quadro**



44300

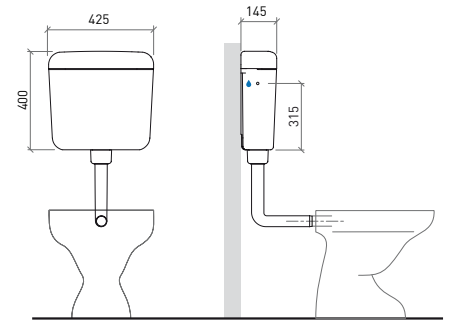
44311

44313

44303

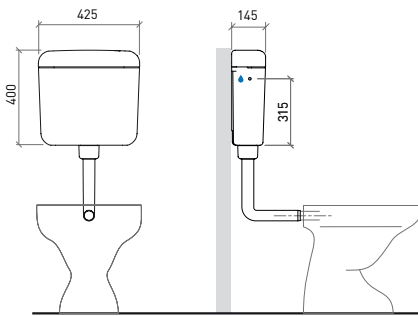
44306

Replay



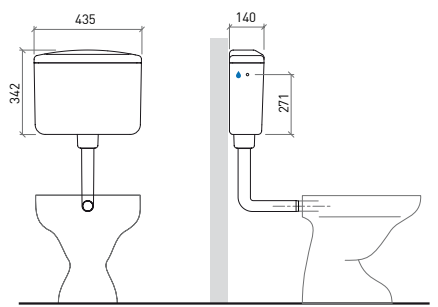
40562 

Simple



40561

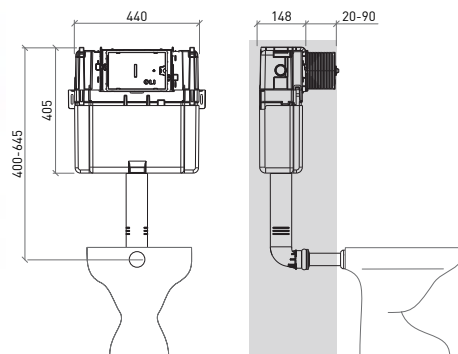
Basic



40261

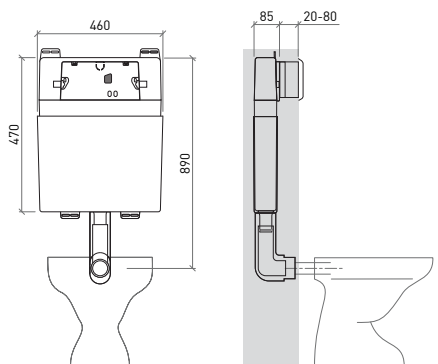


Basic  
40261



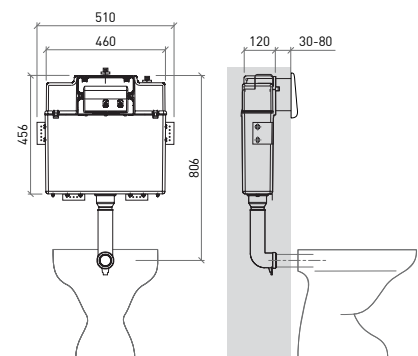
445

Wallfit



40433

Switch



40133



Jade

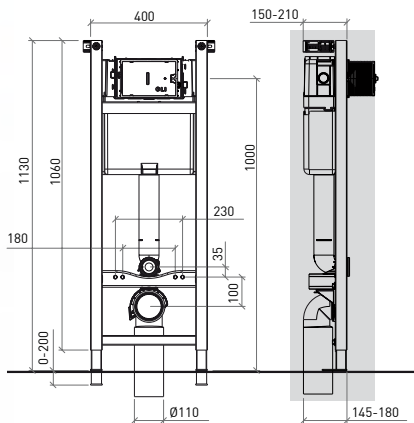
Moon  
4003318



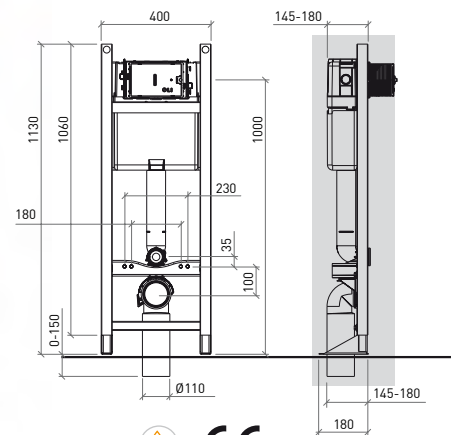


Millennium

Easy  
4002313

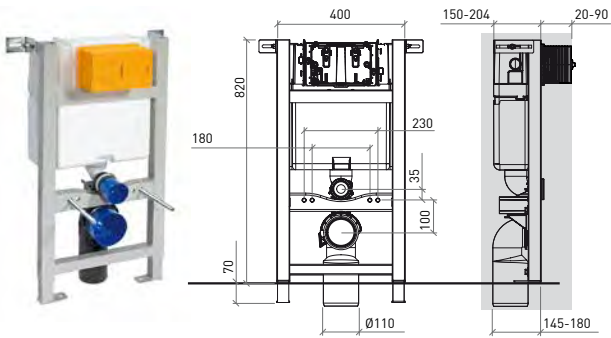


443  

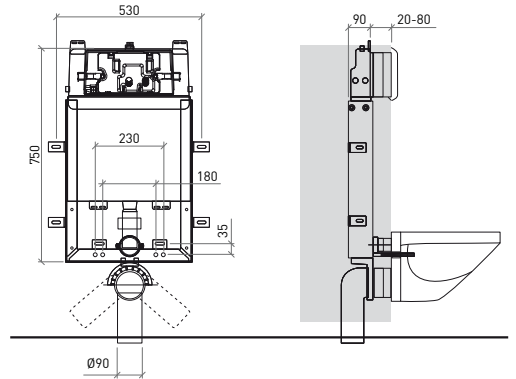


449  

Sanbest

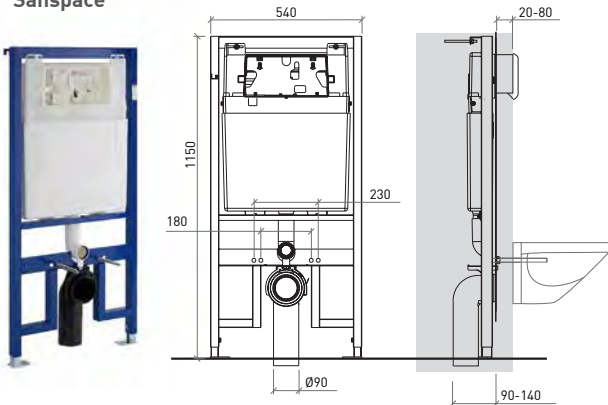


453



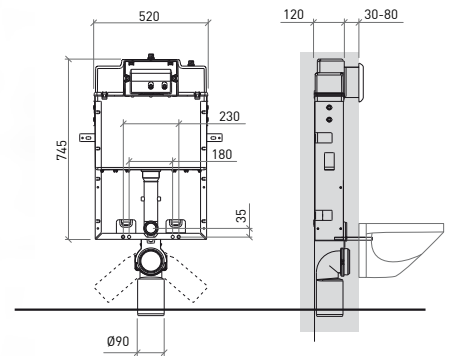
40533

Sanspace



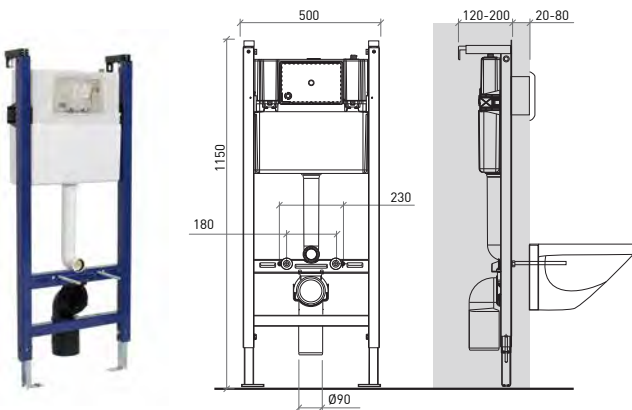
40633

Sanflush



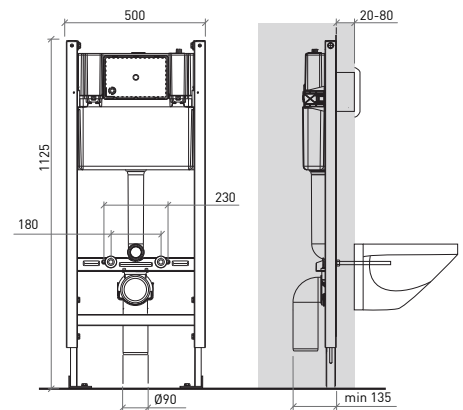
40233

Sanfix



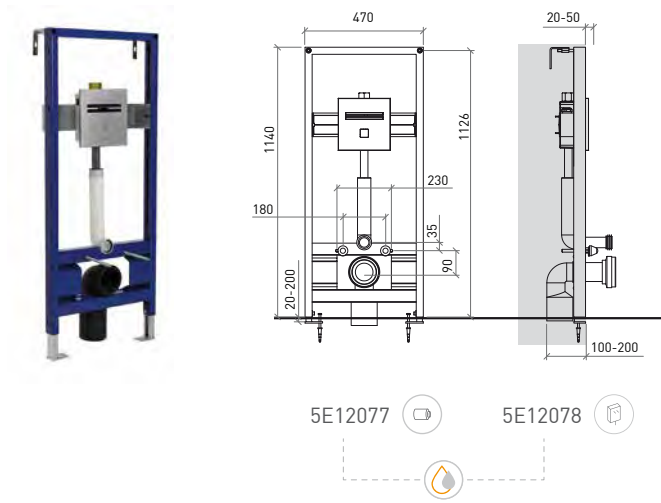
40333

Sanfix

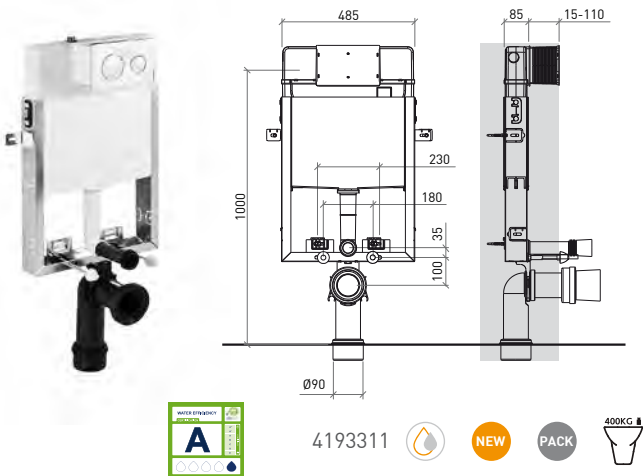


40323

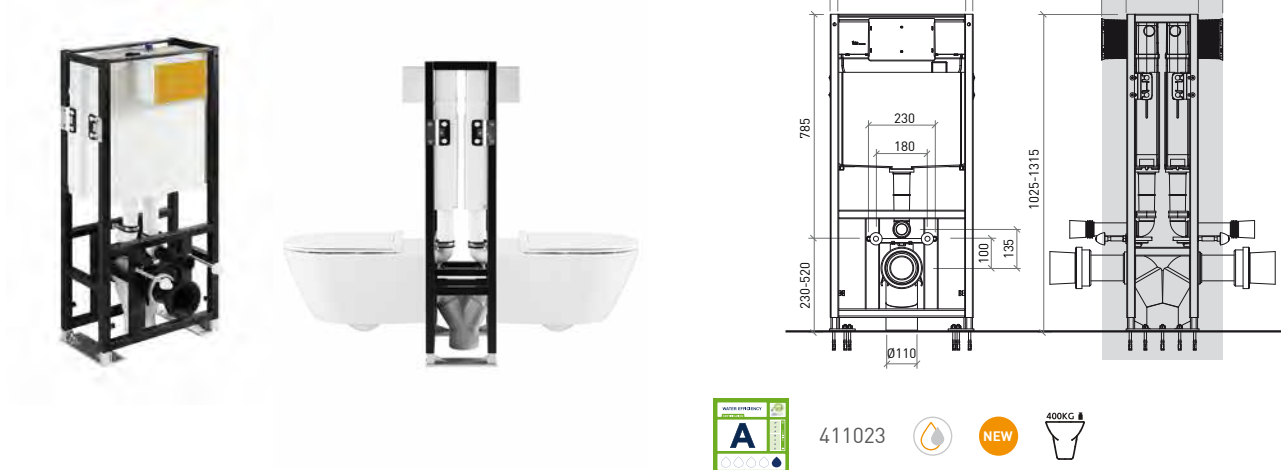
Plan



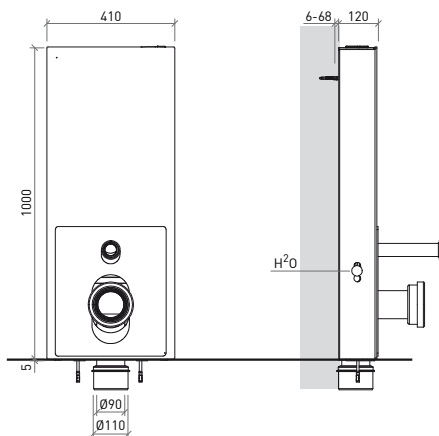
Sanslim



Sandouble



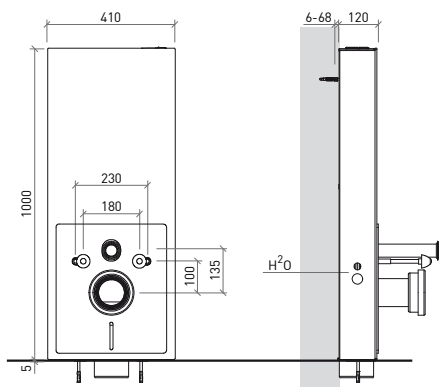
Sanglass



41833

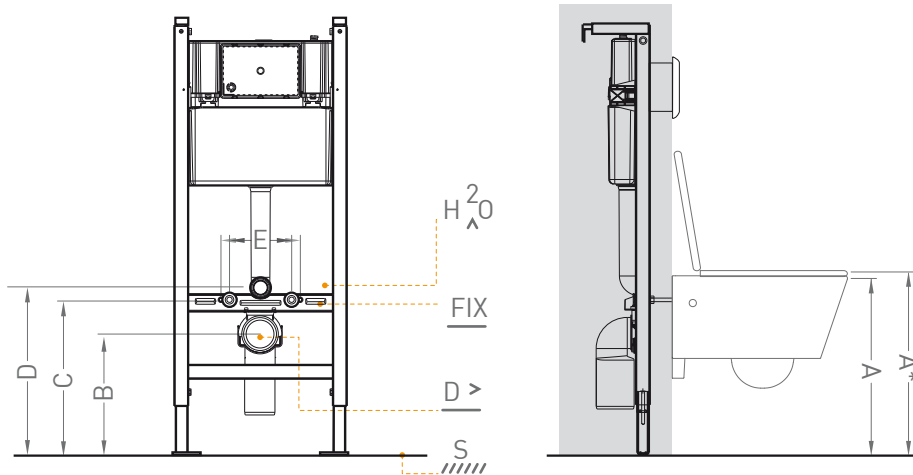


Sanglass wall



41733



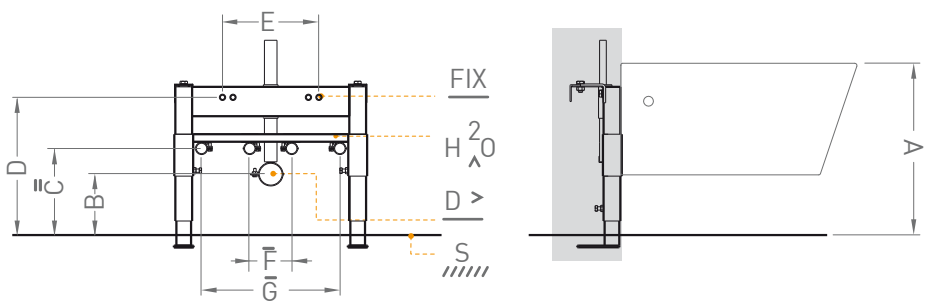



SANGLASS WALL

	A	B	C	D	E
URB.Y	400	220	320	355	180
URB.Y 52	400	220	320	355	180
NEWDAY	400	220	320	355	180
WICA	425	220	320	355	230
ADVANCE	400	219	320	355	180
LOOK	408	216	320	350	180
SANIBOLD	407	220	320	352	180
SANLIFE	400	220	320	355	180

	A	B	C	D	E
CETUS	420	235	335	370	180
CETUS 48	420	255	355	390	180
JADE	420	260	360	395	230
MILLENNIUM	420	250	350	385	230
NAU	420	240	340	375	180
URB.Y	420	240	340	375	180
URB.Y 52	420	240	340	375	180
NEWDAY	420	240	340	375	180
WICA	420	215	315	350	230
ADVANCE	420	239	339	374	180
EASY	420	227	327	362	180
LOOK	420	228	332	362	180
AVEIRO 70	450*	270	370	405	180
NEW WCCARE	450*	202	302	337	230
SANIBOLD	420	233	333	365	180
SANLIFE	420	240	339	375	180





	A	B	C	D	E	F	G
CETUS	420	115	180	330	180	100	310
JADE	420	170	235	350	230	100	310
MILLENNIUM	420	185	250	355	230	100	310
NAU	420	195	260	345	180	100	310
URB.Y	420	115	180	340	180	100	310
URB.Y 52	420	115	180	340	180	100	310
NEWDAY	420	190	255	345	180	100	310
WICA	420	145	210	320	230	100	-
ADVANCE	420	194	259	354	180	100	-
EASY	420	105	170	355	180	100	-
LOOK	420	155	165	350	180	-	300
SANIBOLD	420	145	155	344	180	130	-
SANLIFE	420	145	170	345	180	150	300



**Lavatório de encastrar por baixo**  
Under countertop basin  
Lavabo à encastrar par-dessous



**Lavatório de encastrar por cima**  
Over countertop basin  
Lavabo à encastrar sur



**Lavatório de posar**  
Basin to place  
Lavabo à poser



**Lavatório de semi-encastrar**  
Semi recessed wash basin  
Lavabo semi-encastré



**Lavatório de parede**  
Wall hung wash basin  
Lavabo suspendu



**Sem overflow**  
Without overflow  
Sans overflow



**Sem furo para torneira**  
Without tap hole  
Sans parcement pour robinetterie



**Direita**  
Right  
Droite



**Esquerda**  
Left  
Gauche



## LAVATÓRIOS WASHBASINS LAVABOS

Encastrar por baixo  
Under countertop  
À encastrer par-dessous

Agres	368
Biar	368
Anna	368
Arc	369
Simple	369
Vouga	369

Encastrar por cima  
Over countertop  
À encastrer sur

Frame	370
Alicante	370
Palm	371
Almoradi	372
Área	373
<b>N</b> Look	374
Vintage	375
Millennium	375
WCA	375
Reflex	375
Tabarca	376
Paris	376
Tejo	376
Jade	376

Pousar  
To place  
À poser

Note	377
Sign	378
Novelda	378
Status	379
<b>N</b> Vista	380
<b>N</b> Hi-dden	380
<b>N</b> Sanlife	381
Algar	383
Comby	383
Polop	384
Newday	384
<b>N</b> Sanibold	384
Morfys	385
Join	385
<b>N</b> Ring	386
<b>N</b> Round	387
Unu	389
Blok	389

Semi-encastrar  
Semi recessed  
Semi-encastrés

<b>N</b> Look	390
Urb.y Plus	390
Linha	390
Advance	390
Urb.y	391
Status	391
Flat	391
Valência	391

Parede  
Wall hung  
Suspendus

<b>N</b> Look	392
Advance	392
Note	392
Flow	394
<b>N</b> Vista	395
<b>N</b> Sanlife	396
Status	396
Palm	397
Plan	397
Clean	398
Flux	400
Reflex	402
Easy	402
Cetus Basic	402
Urb.y	402
Newday	402
Blend	403



## GARANTIA


A Sanindusa assegura aos seus clientes uma garantia de **5 anos** para os lavatórios.  
A garantia apenas cobre defeitos de funcionamento das peças e dos componentes de cada equipamento.

## WARRANTY

Sanindusa ensures a **5-year** warranty for the washbasins.  
The warranty only covers malfunction of pieces and components of the equipment.


## GARANTIE

Les lavabos Sanindusa sont garantis **5 ans**.  
La garantie ne couvre que les défauts de fonctionnement des pièces et des composants de chaque équipement.





Pousar  
To place  
À poser



Coluna  
Free standing  
Sur pied



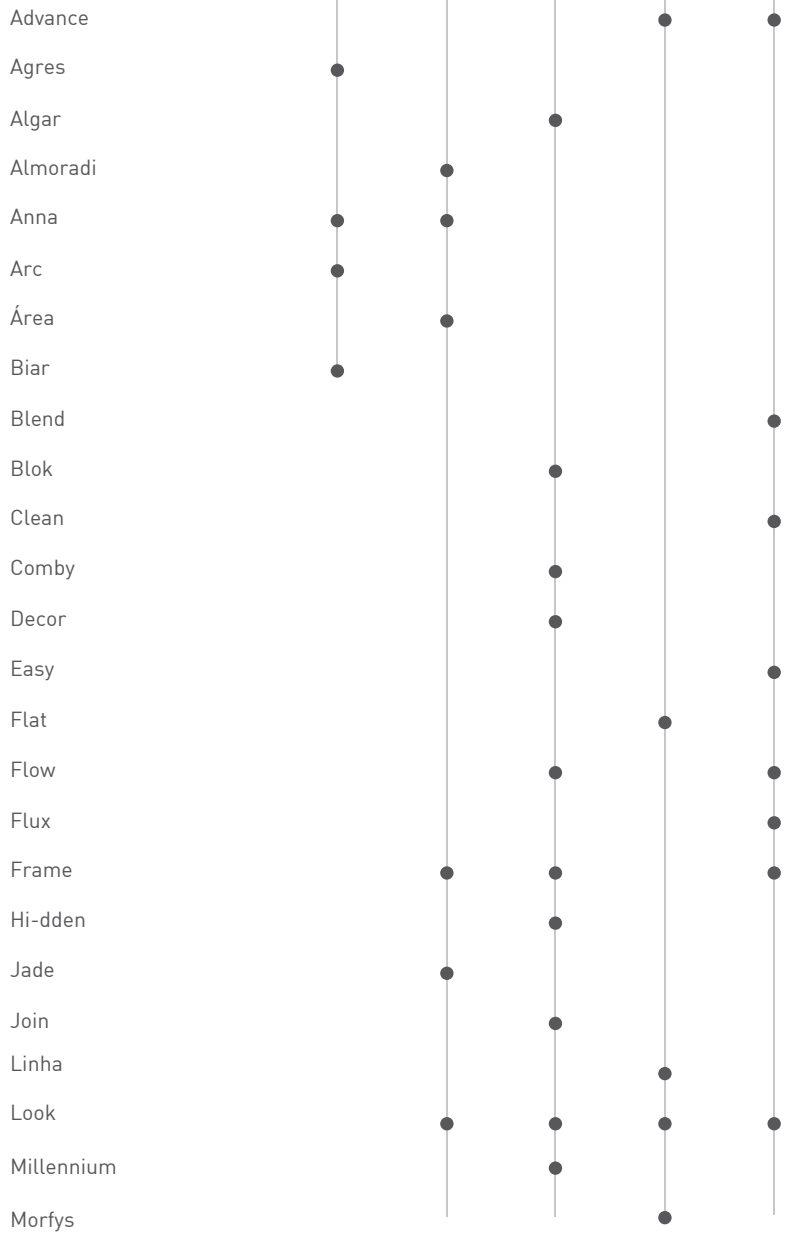
Semi-encastrar  
Semi-recessed  
Semi-encastrés




Parede  
Wall-hung  
Suspendus

### Tipos de aplicação

Application types | Types d'application




**Tipos de aplicação**  
Application types | Types d'application



**Acabamentos**  
Finish | Finition

	branco white blanc	pergamam	preto black noir	verde green vert	vermelho red rouge	laranja orange	azul blue bleu	branco + dourado white + golden blanc + doré	branco + prata white + silver white + argent	azul + branco blue + white bleu + blanc	lima + branco lime + white lime + blanc	violeta + branco violet + white violet + blanc
Advance	●		●									
Agres	●	●										
Algar	●	●										
Almoradi	●											
Anna	●	●										
Arc	●	●										
Área	●											
Biar	●	●										
Blend	●											
Blok	●											
Clean	●											
Comby	●	●										
Decor	●	●										
Easy	●	●										
Flat	●											
Flow	●											
Flux	●											
Frame	●											
Hi-dden	●											
Jade	●	●										
Join	●											
Linea	●	●										
Linha	●	●										
Look	●	●										
Millennium	●	●										
Morfys	●		●	●	●	●	●					

**Acabamentos**  
Finish | Finition



Finish	branco white blanc	pergamam	preto black noir	verde green vert	vermelho red rouge	laranja orange	azul blue bleu	branco + dourado white + golden blanc + doré	branco + prata white + silver white + argent	azul + branco blue + white bleu + blanc	lima + branco lime + white lime + blanc	violeta + branco violet + white violet + blanc
Newday	●	●										
Note	●											
Novelda	●	●										
Palm	●	●										
Paris	●	●										
Plan	●											
Polop	●											
Reflex	●	●										
Ring	●							●	●			
Round	●		● +							●	●	●
Sanibold	●		● +							●	●	
Sanlife	●											
Sign	●	●										
Simple	●	●										
Slide	●											
Status	●											
Tabarca	●	●										
Tejo	●	●										
Unu	●											
Urb.y	●	●										
Urb.y Plus	●	●										
Valência	●	●										
Vintage	●											
Vista	●											
Vouga	●	●										
WCA	●											

● + BRANCO  
WHITE  
BLANC

● + BRANCO  
WHITE  
BLANC



ENCASTRAR | COUNTERTOP | À ENCASTRER



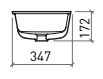
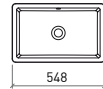
Agres  

118940 45\*



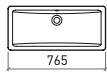
Agres  

118370 45\*



Agres  

118880 45\*



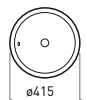
Biar  

118350 47\*



Anna  

118340 45\*



Anna  

118320



\* kit de fixação p/ lavatórios de encastrar p/baixo | Fixing kit for countertop washbasins | Kit de fijacion p/ lavabo de encastrar




**Anna** 

118330



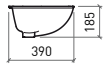
**Arc**  

108760 45\*



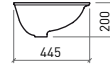
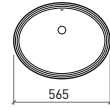
**Simple**  

108750 45\*




**Vouga**  

108350 45\*

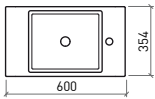


**Arc**

\* kit de fixação p/ lavatórios de encastrar p/baixo | Fixing kit for countertop washbasins | Kit de fijacion p/ lavabo de encastrar

Frame 

109320



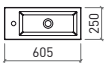
Alicante  

118910



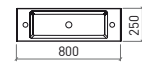
Alicante  

118920



Alicante  

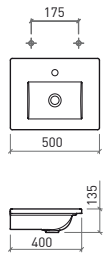
118990



Alicante

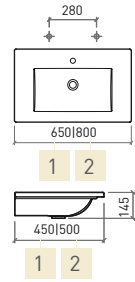
**Palm**  

109810



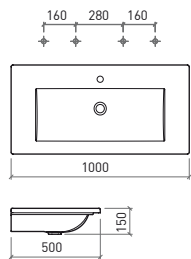
**Palm**  

109820 1  
109830 2



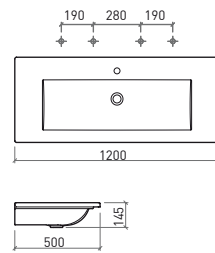
**Palm**  

109870



**Palm**  

109880



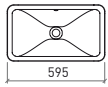
**Palm**

\* produto descontinuado | discontinued product | stock limité

Almoradi



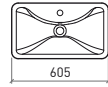
118900



Almoradi



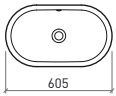
118909



Almoradi



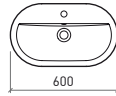
118890



Almoradi

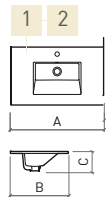


118899



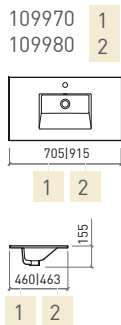
Almoradi

Área 

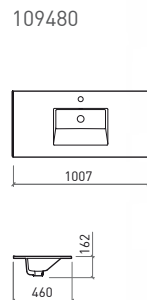


		A	B	C	
1	108480	60	610	485	157
2	108490	80	810	460	155

Área 



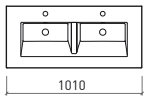
Área 



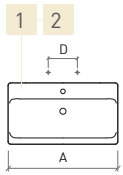
Área

Área 

109470



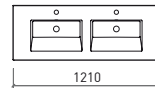
Look 



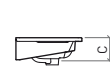
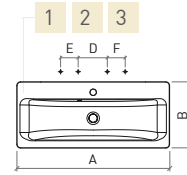
			A	B	C	D
1	134350	63	637	465	168	280
2	134360	83	832	465	177	277

Área 

109490



Look  



			A	B	C	D	E	F
1	134770*	63	632	360	148	280	---	---
2	134780*	83	832	360	148	280	---	---
3	134790*	103	1032	360	148	280	140	140

\*disponível em 2016|available in 2016|disponible en 2016



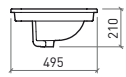
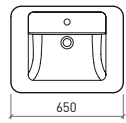
Look

**Vintage**



117360

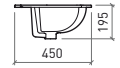
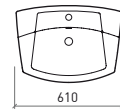
117361



**Millennium**



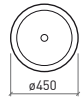
105360



**WCA**



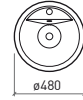
111360



**Reflex**



112360



**WCA**

\* produto descontinuado | discontinued product | stock limité

Tabarca



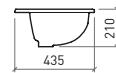
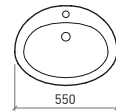
118310



Paris



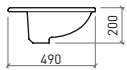
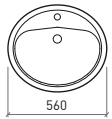
108370



Tejo



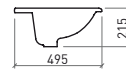
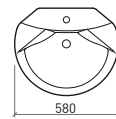
108360



Jade



104360



Jade

\* produto descontinuado, disponibilidade sob consulta | discontinued product, check availability | stock limité, sous réserve de disponibilité



POUSAR | TO PLACE | À POSER

Note

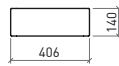
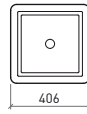
Note   

109720



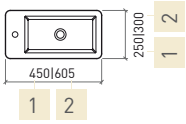
Note   

109340



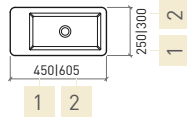
Note  

109730 1  
109300 2




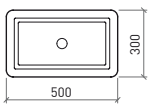
Note   

109739 1  
109309 2



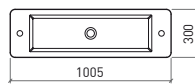
Note   

109360



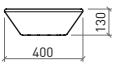
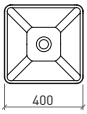
Note  

109310



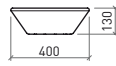
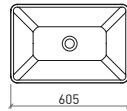
Sign   

108930



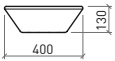
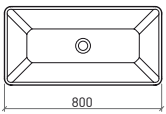
Sign   

108940



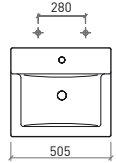
Sign   

108950



Novelda 

118800

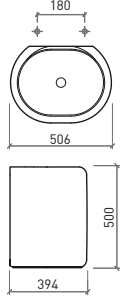


Sign

Status



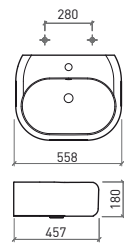
123330



Status



123310



Vista **NEW**

\*1T9400

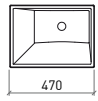


\*1T9410



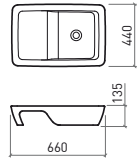
Vista **NEW**   

109450 1T9410\*



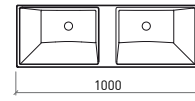
Hi-dde**n** **NEW** 

109930



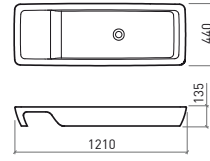
Vista **NEW**   

109460 1T9410\*



Hi-dde**n** **NEW** 

109940



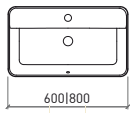
Hi-dde**n**

Sanlife

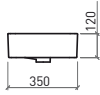
NEW



136330 1  
136340 2



1 2

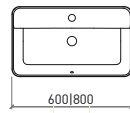


Sanlife

NEW



136730 1  
136740 2



1 2

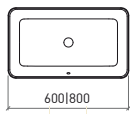


Sanlife

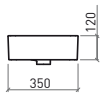
NEW



136339 1  
136349 2



1 2

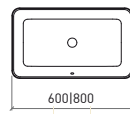


Sanlife

NEW



136739 1  
136749 2



1 2



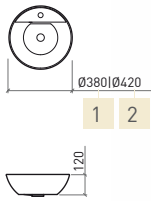
Sanlife

Sanlife

NEW



136370 1  
136770 2

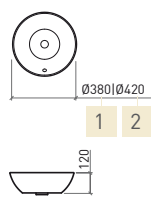


Sanlife

NEW



136379 1  
136779 2

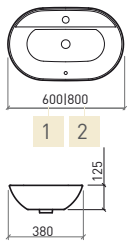


Sanlife

NEW



136380 1  
136390 2

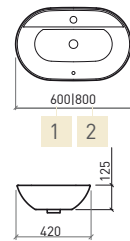


Sanlife

NEW



136780 1  
136790 2

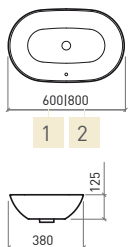


Sanlife

NEW



136389 1  
136399 2

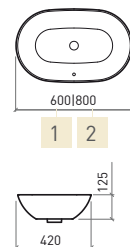


Sanlife

NEW



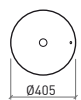
136789 1  
136799 2



**Algar**




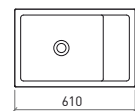
118739



**Comby**



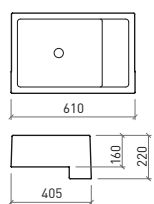
108650



**Comby**

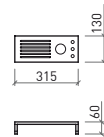


108660



**Comby**

6A8606



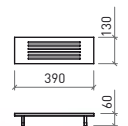
**Comby**

6A8600



**Comby**

6A8605



\* produto descontinuado, disponibilidade sob consulta | discontinued product, check availability | stock limité, sous réserve de disponibilité

**Polop**



118840



**Newday**



113350



**Sanibold**



137300 1  
137310 2



1 2



Sanibold

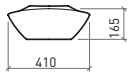
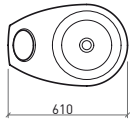
\* sob pedido | options by special order | sur demande



**Join**



109710



**Morfys**




108970



Join

Ring    

109390



Ring


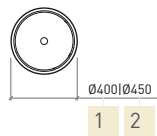
\* sob pedido | options by special order | sur demande

Round

NEW



108980 1  
108990 2



Round

\* sob pedido | options by special order | sur demande

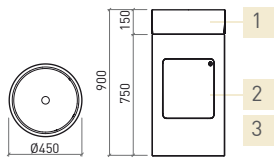
Round

NEW



108990  
6753023  
6753000

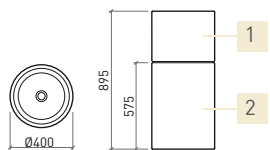
1  
2  
3



Round

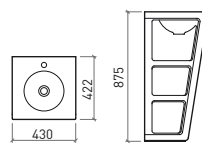
**Unu**   

- 109740 1
- 109200 2
- 109209 2



**Blok**  

- 109380064P
- 109380004P
- 109380894P



Unu



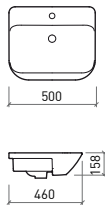
Blok

SEMI-ENCASTRAR | SEMI-RECESSED | SEMI-ENCASTRATRÉS

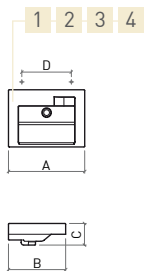


Look  

134380



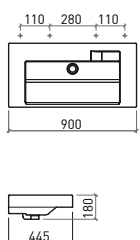
Linha 



		A	B	C	D	
1	108870	<b>55</b>	550	450	185	284
2	108880	<b>60</b>	600	455	185	285
3	108890	<b>70</b>	700	450	180	287
4	108900	<b>80</b>	805	450	185	280

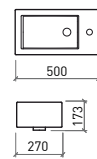
Linha 

108910



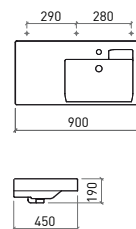
Urb.y Plus 

146350



Linha 

108920



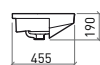
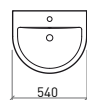
Advance 

127350



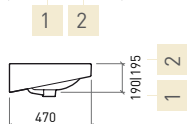
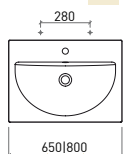
**Urb.y** 

140370



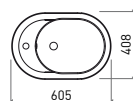
**Urb.y**   

140350 1  
140360 2



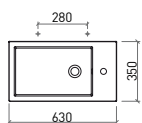
**Status** 

123350



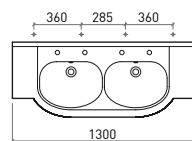
**Flat** 

109890



**Valência** 

108790

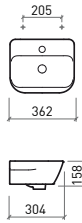


DE PAREDE | WALL HUNG | MURAL



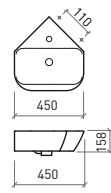
Look **NEW** 

134300



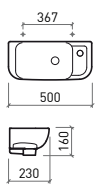
Look **NEW** 

134700



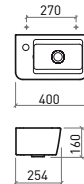
Look **NEW** 

134390



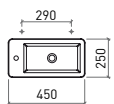
Advance 

127330



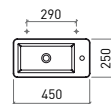
Note 

109730D 



Note 

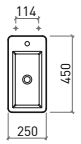
109730E 





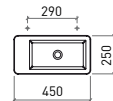
**Note**  

109730F




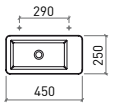
**Note**   

109739D 



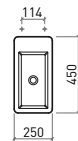
**Note**   

109739E 



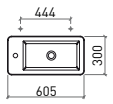
**Note**   

109739F




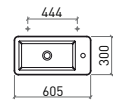
Note  

109300D 



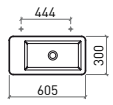
Note  

109300E 



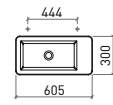
Note    

109309D



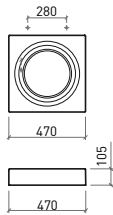
Note    

109309E



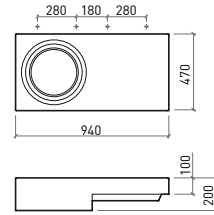
Flow   

109840



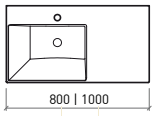
Flow   

109850

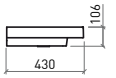


Vista  **NEW**

109410 1 1T9410\*  
109420 2

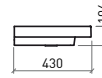
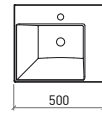


1 2



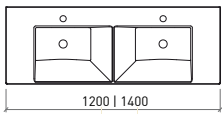
Vista  **NEW**

109400 1T9400\*

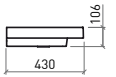


Vista  **NEW**

109430 1 1T9410\*  
109440 2



1 2



Vista **NEW**

\*1T9400

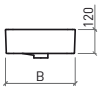
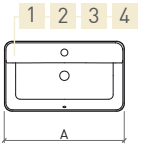


Vista **NEW**

\*1T9410



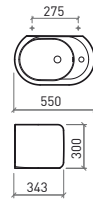
Sanlife  



		A	B
1	136900	60	600 350
2	136920	80	800 350
3	136910	60	600 400
4	136930	80	800 400

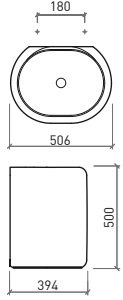
Status

123300



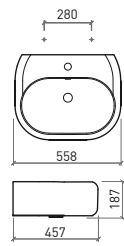
Status   

123330



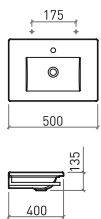
Status 

123310

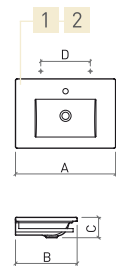


**Palm** 

109810 40403\*



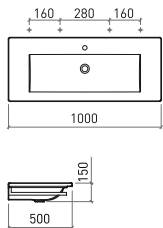
**Palm** 



			A	B	C	D	
40405*	1	109820	65	650	450	145	280
40404*	2	109830	80	800	500	145	280

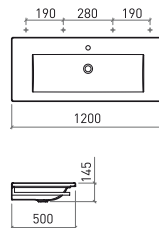
**Palm** 

109870 40404\*



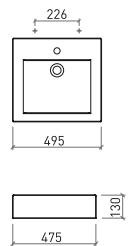
**Palm** 

109880 40404\*



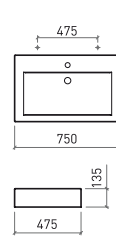
**Plan**  

108800



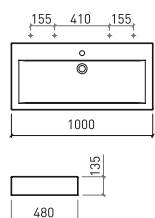
**Plan**  

108810



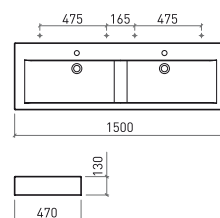
**Plan**  

108820



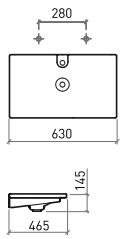
**Plan**  

108830

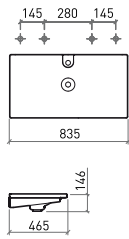


Clean  

108400

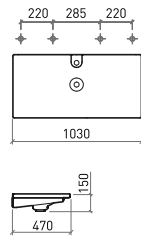


108420



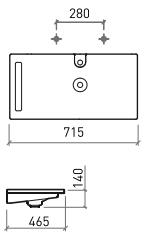
Clean  

108440

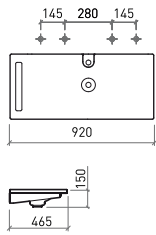


Clean  

108410

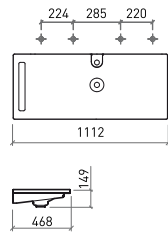


108430



Clean  

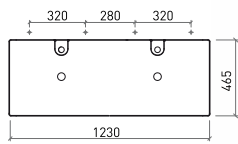
108450



Clean

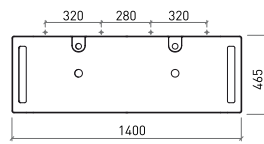
Clean 

108460



Clean 

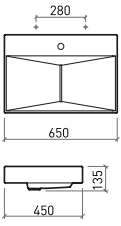
108470



Clean

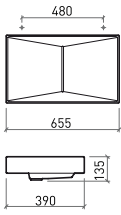
Flux  

109700 40906\*



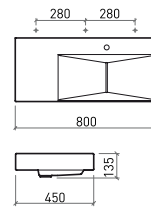
Flux   

109750 40906\*



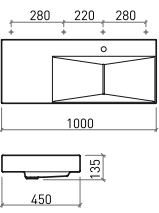
Flux  

109760 40908\*



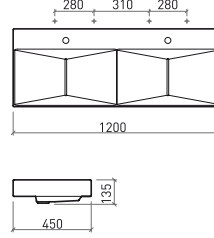
Flux  

109780 40910\*



Flux  

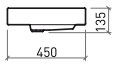
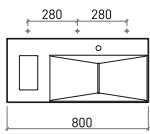
109800 40912\*





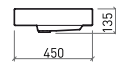
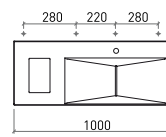
Flux

109770



Flux

109790

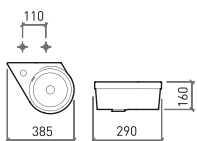


Flux

### Reflex



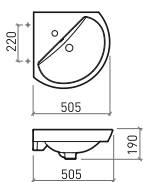
112700 1  
112710 2



### Easy



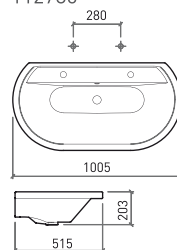
131700



### Reflex



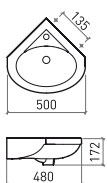
112780



### Cetus Basic



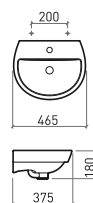
135700



### Easy



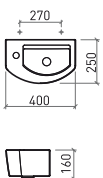
131300



### Urb.y



140330



### Newday

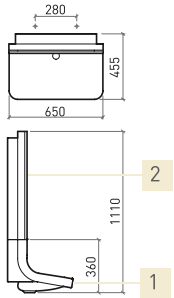


113340



**Blend**  

109330 1  
66271 2



Blend



**Antibacteriano**  
Anti-bacterial  
Antibactérien



**Lavatório de parede**  
Wall hung wash basin  
Lavabo suspendus



**Slowclose**



**Tampo**  
Cover  
Abattant



**Entrada de água**  
Water entrance  
Entrée d'eau



**Sem água**  
Without water  
Sans eau



**Eletrónica**  
Electronic  
Électronique



## PEÇAS ESPECIAIS SPECIAL PIECES PIÈCES SPÉCIALES

Lavatórios  
Wash basins  
Lavabo

<b>N</b>	Douro	406
<b>N</b>	Sado	406
	Mondego	406
	Mira	406

Sanita turca  
Turkish wc  
Wc turc

406

Pia hospitalar  
Slop Hopper  
Évier d'hopital

406

Sanita  
Wc  
Cuvette

Plus 10

406

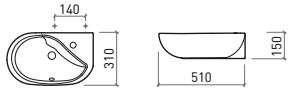
Urinol  
Urinal  
Urinoir

	Atlântico	407
	Jade	407
	WCA	407
	Ria	407
	Cubic	408
	Like	409
	Modo	410

Separador  
Separator  
Séparateur

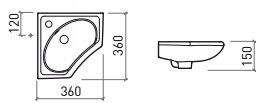
	Link	411
	WcKids	411

Douro **NEW**



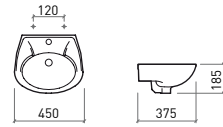
118300

Sado **NEW**



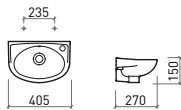
118700

Mondego

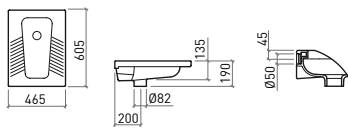


108340

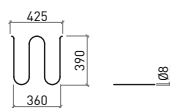
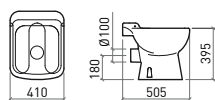
Mira



108310

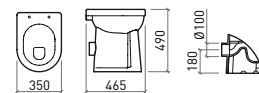


108610



118610  
4A1861

Plus10



124012



ClipOff®



22431

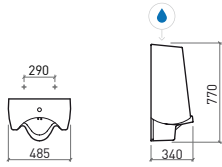


22411



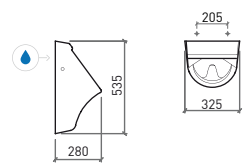
22411

**Atlântico**



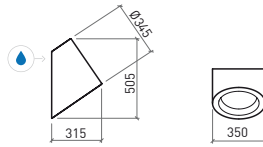
108510

**Jade**



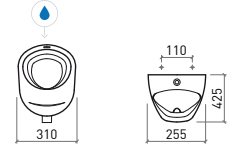
104500

**WCA**



111500

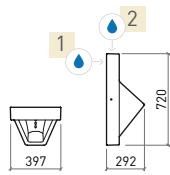
**Ria**



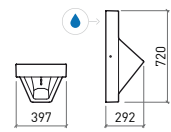

108500




# CUBIC



108520 1  
108521 2

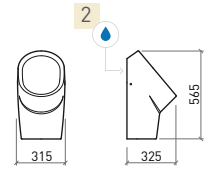


108527





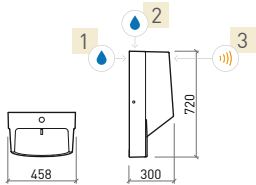
válvula  
valve  
vidage  
para urinol sem água  
for waterless urinal  
pour urinoir sans eau



108550 1  
108551 2



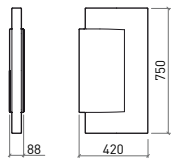
# MODO



- 108530 1
- 108531 2
- 108537 3

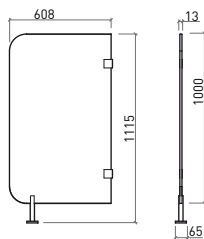


**Link**



108540

**WCKIDS**



62541





**Antibacteriano**  
Anti-bacterial  
Antibactérien



**Mobilidade condicionada**  
Limited mobility  
Mobilité réduite



**Lavatório de parede**  
Wall hung wash basin  
Lavabo suspendu



**Slowclose**



**Tampo**  
Wall Cover  
Abattant



**Suspenso**  
Wall hung  
Suspendu/e



**Antiderrapante**  
Anti-slip  
Antidérapant



**Tanque com dupla descarga**  
Cistern with double discharge  
Chasse d'eau double décharge



**Sénior**



**Direita**  
Right  
Droite



**Esquerda**  
Left  
Gauche



**Para urinol**  
For urinal  
Pour urinoir



**Para sanita**  
For wc  
Pour cuvette



**Peso estático máximo 150kg**  
Maximum static weight 150kg  
Capable de résister à un poids allant jusqu'à 150kg.

**PRODUTOS PARA PESSOAS COM MOBILIDADE CONDICIONADA**  
**PRODUCTS FOR PEOPLE WITH LIMITED MOBILITY**  
**PRODUITS POUR PERSONNES À MOBILITÉ RÉDUITE**



Louça sanitária  
Sanitary ware  
Appareils sanitaire

New WcCare 418  
WcCare 424

Misturadoras  
Mixers  
Robinetterie

Easy 428  
Alfa 429  
Eco 430

Louça sanitária  
Sanitary ware  
Appareils sanitaire

Proget confort 431  
Aveiro confort 432  
Aveiro 433





## GARANTIA

A Sanindusa assegura aos seus clientes uma garantia de **5 anos** para louça cerâmica, bases de duche, torneiras e acessórios. Os tampos de sanita e as divisórias de base de duche têm uma garantia de **2 anos**. A garantia apenas cobre defeitos de funcionamento das peças e dos componentes de cada equipamento.

## WARRANTY

Sanindusa ensures its clients a **5-year** warranty for sanitary ware, shower trays, taps and accessories. The toilet seats and the shower doors have a **2 year** warranty. The warranty only covers malfunction of the parts and the components of each equipment.

## GARANTIE

Sanindusa garantie **5 ans** les sanitaires, receveurs de douche, robinets et accessoires. Les abattants pour cuvette sont garantis **2 ans**. La garantie couvre uniquement le mauvais fonctionnement des pièces et des composants de l'équipement.

## SEGURANÇA E AUTONOMIA

Ser portador de uma deficiência ou limitação física, seja permanente ou temporária, é um desafio. Vários obstáculos dificultam a realização de tarefas que consideramos banais no nosso dia-a-dia, o que acaba por gerar dependência de terceiros para a realização dessas mesmas tarefas. É possível dotar a casa de banho com equipamentos que visam melhor a qualidade de vida e torná-la mais autónoma. A Sanindusa disponibiliza sanitários, bases de duche, acessórios, torneiras, misturadoras e fluxómetros que facilitam o dia-a-dia de pessoas com mobilidade reduzida.

## SAFETY AND AUTONOMY

Being disabled or having a physical limitation, whether permanent or temporary, is a challenge. Various obstacles make it difficult to do what we consider to be the most ordinary of everyday tasks, which eventually leads to depending on others to carry out them out. It is possible to endow the bathroom with equipment aimed at improving the quality of life and making people more self-sufficient. Sanindusa provides toilets, shower trays, accessories, taps, mixers and flow meter which facilitate the daily life of people with reduced mobility.

## SÉCURITÉ ET AUTONOMIE

Avoir un handicap ou une limitation physique, qu'elle soit permanente ou temporaire, est un défi. Plusieurs obstacles rendent difficile le quotidien, qui finit par créer une dépendance d'un tiers pour effectuer les tâches dites banales. Il est possible de pourvoir sa salle de bains de matériel sanitaire visant à améliorer la qualité de vie et rendre autonome. Sanindusa propose des toilettes, receveurs de douche, accessoires, robinets, mitigeurs et fluxmètres qui facilitent le quotidien de personnes à mobilité réduite.

## ESPAÇO DE DUCHE SEM BARREIRAS

Para facilitar o seu dia-a-dia e a prestação de cuidados a pessoas com mobilidade reduzida deverá adaptar-se a casa de banho às necessidades específicas de cada um, seleccionando produtos específicos, nomeadamente bases de chuveiro que respeitem os requisitos e com características que permitam a utilização do espaço de banho de forma segura e autónoma. A mesma deverá ser instalada ao nível do chão e não colocando entraves ou barreiras de acesso. Por razões de segurança deverá possuir antiderrapantes com uma textura que facilite a aderência ao piso.

Para reforçar a segurança e evitar acidentes é importante a colocação de um tapete antiderrapante, ou em alternativa, de uma toalha ou toalha de saída de duche/banho, sobre a superfície da base/banheira. Poderá ainda reforçar a segurança na zona do banho aplicando acessórios de apoio, que auxiliam a locomoção e conferem estabilidade e firmeza.

## SHOWER SPACE WITHOUT BARRIERS

In order to facilitate your daily life and provision of care to people with reduced mobility, the bathroom should be adapted to the specific needs of each person, selecting specific products, namely shower trays that meet the requirements and have features that enable using the bathing space in a safe and autonomous manner. The tray should be installed at floor level, with no obstructions or access barriers. For safety reasons, it should have anti-skid covering with a texture that facilitates adherence to the floor.

In order to reinforce safety and prevent accidents, it is important to place an anti-skid carpet, or alternatively, a towel or mat for leaving the shower/bath, over the surface of the tray/bath. Safety in the bathing area can be further strengthened by applying support accessories, which help movement and offer stability and firmness.

## ESPACE DE DOUCHE SANS BARRIÈRES

Afin faciliter le quotidien et les soins aux personnes à mobilité réduite, la salle de bain doit s'adapter aux besoins spécifiques de chacun. La sélection de produits spécifiques est fondamentale, comme par exemple des receveurs de douche qui répondent aux exigences et caractéristiques PMR rendant l'utilisation de la salle d'eau sûre et autonome. Le receveur devra être installé au niveau du sol et ne doit pas créer d'obstacles ou de barrières d'accès. Pour des raisons de sécurité celui-ci devra avoir une finition antidérapante avec une texture qui facilite l'adhérence au sol.

En vue d'améliorer la sécurité et d'éviter les accidents, il est important de placer un tapis antidérapant, ou une serviette de sortie de douche / bain à la sortie de la douche ou de la baignoire. Vous pouvez également améliorer la sécurité dans la zone de bain en appliquant des accessoires de maintien qui aideront aux déplacements et assureront stabilité et fermeté.



## Materiais

Materials | Matériels

vitreous china

vidro

glass | verre

alúminio

aluminum | aluminium

acrílico

acrylic | acrylique

inox escovado

brushed inox

inox brossé

ferro zincado

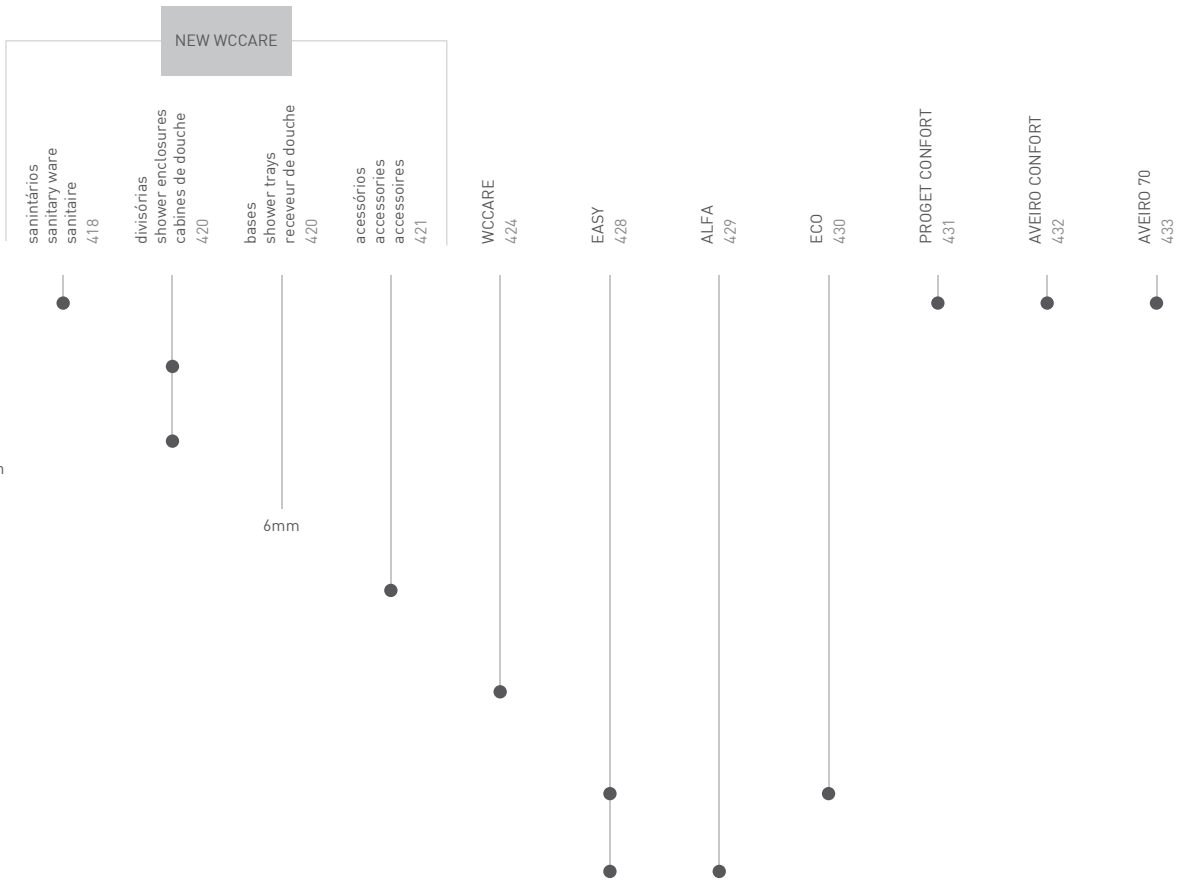
zinc plating of iron

fer zingué

latão

brass | laiton

zamac



## Acabamentos

Finish | Finition



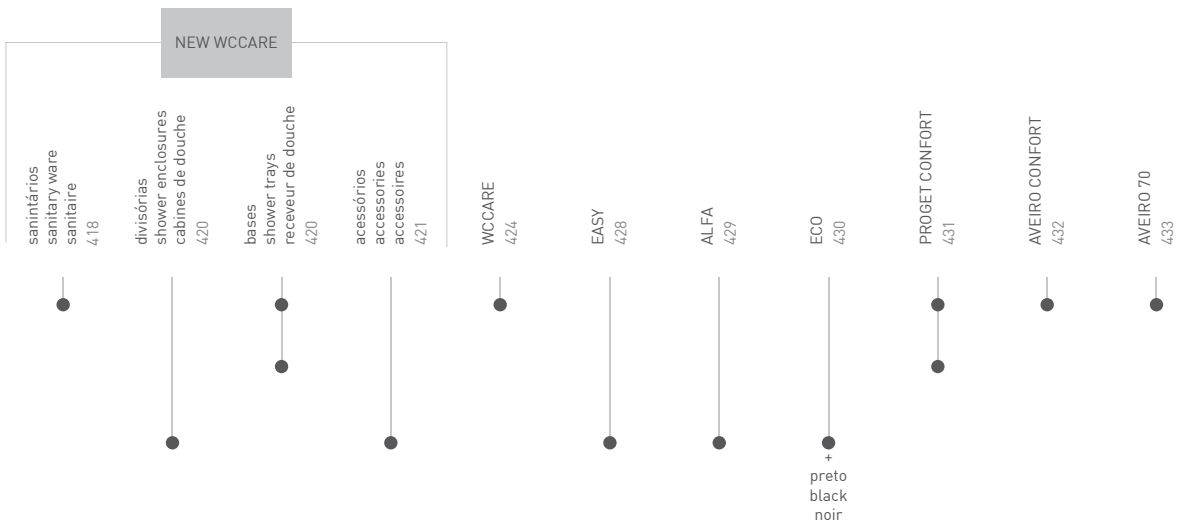
branco  
white | blanc



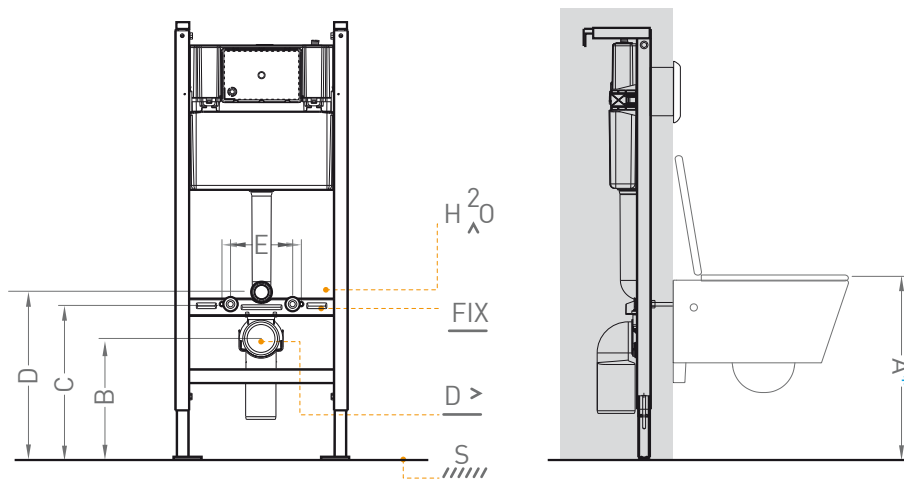
pergamon



cromado  
chrome

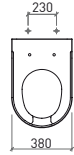
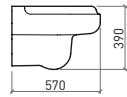






	A	B	C	D	E
AVEIRO 70	450	270	370	405	180
NEW WCCARE	450	202	302	337	230

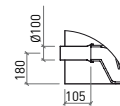
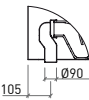
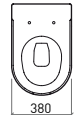
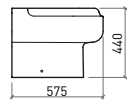
\*Cumpre com o Decreto-Lei n.º 163/2006 de 8 de Agosto publicada no Diário da República (Portugal)



22911  
22951  
2291100A  
2295100A

22931  
22961

129032



22911  
22951  
2291100A  
2295100A

22931  
22961

129011\*




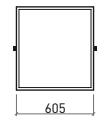
129012\*



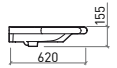
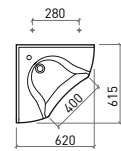
\*Cumpre com o Decreto-Lei n.º 163/2006 de 8 de Agosto publicada no Diário da República (Portugal)



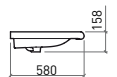
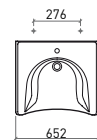
# NEW WCCARE



42969 

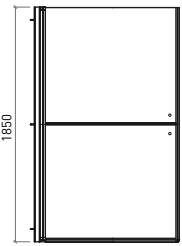


129700  



129320    
42902

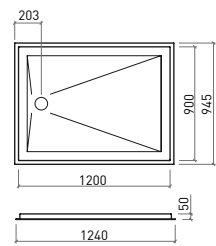




1140|840

1 2

891910 1  
891920 2

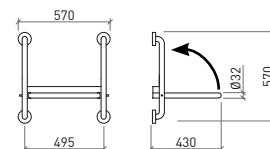


800900

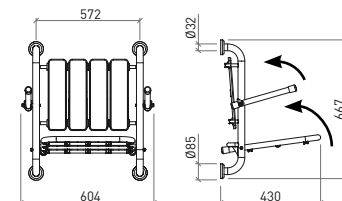


49911

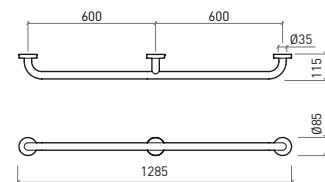
# NEW WCCARE



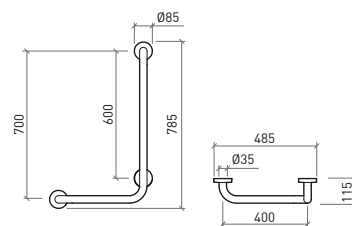
42948



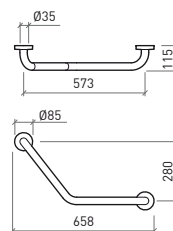
42946



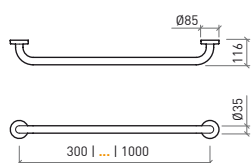
42966



42960 42961

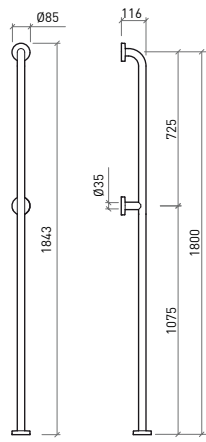


42954

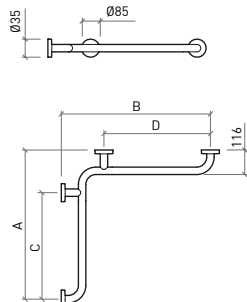


42950	300	42971	800
42951	450	42973	900
42952	600	42972	1000
42970	700		

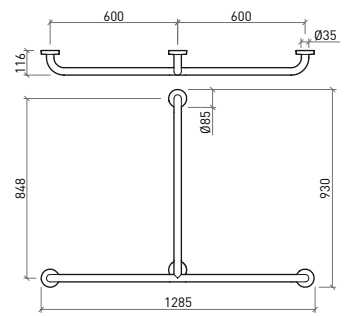




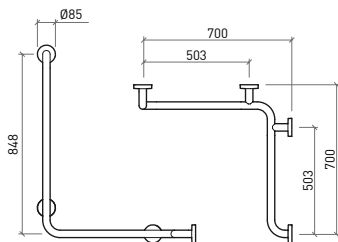
42967



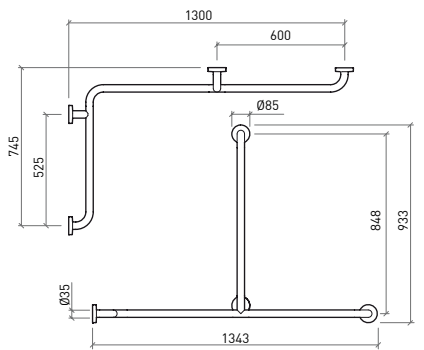
	A	B	C	D
42955	70	700	700	503
42956	80	800	800	603
42957	70	700	1000	503



42965

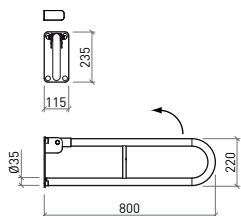


42958

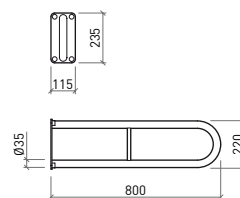


42959

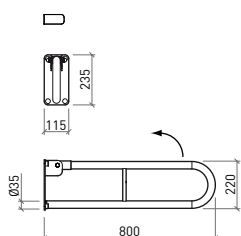
# NEW WCCARE



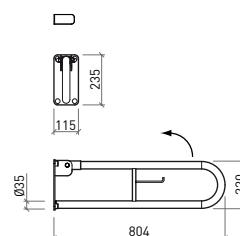
42964 



42962 

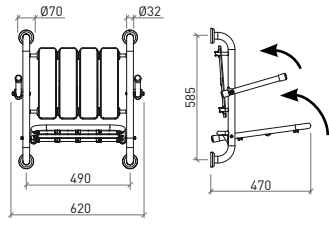


42963 

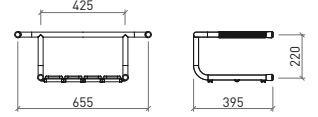


42968 

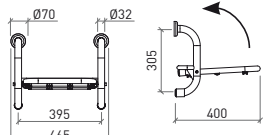




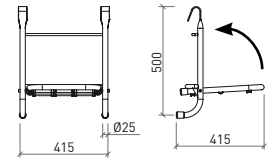
48046



48047



48048

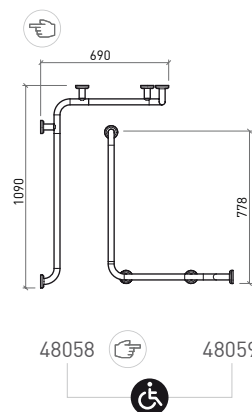
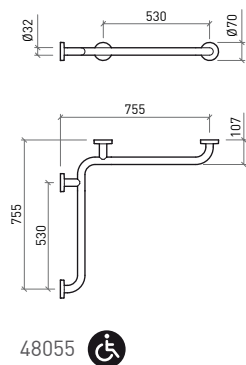
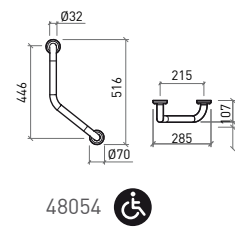
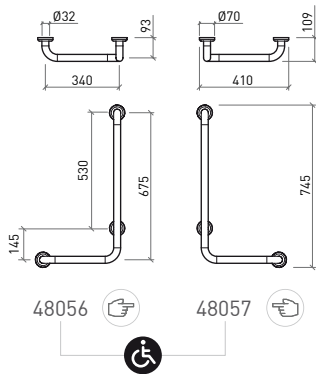


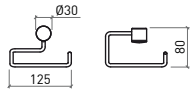
48049



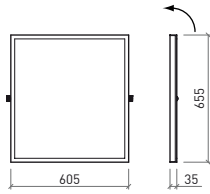


# WCCARE

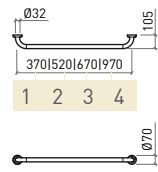




48010



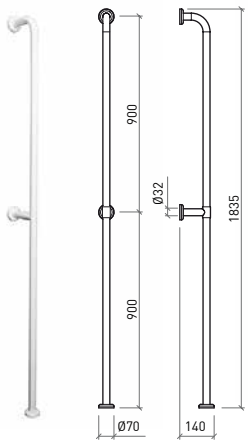
48069 



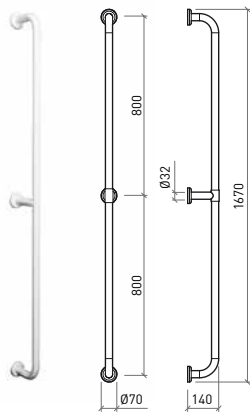
48050 1  
48051 2  
48052 3  
48053 4



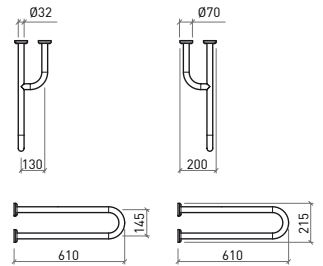
# WCCARE



48067

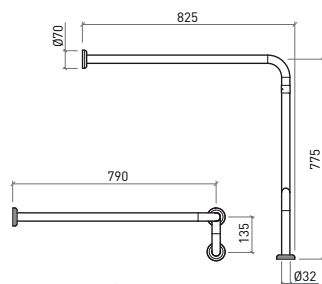


48068

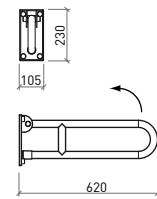


48060

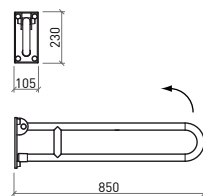
48061



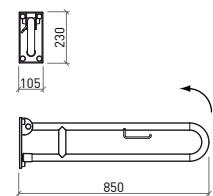
48065



48062



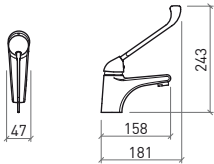
48063



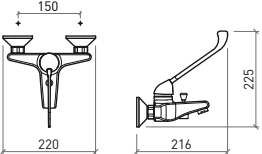
48064



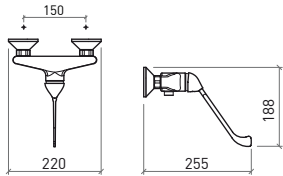
# EASY



5368301 



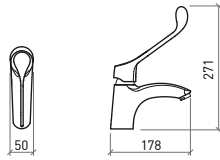
5366801 



5365701 



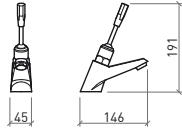
# ALFA



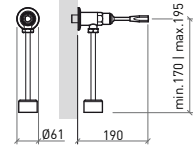
5008301 



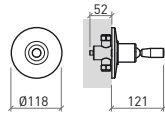
# ECO



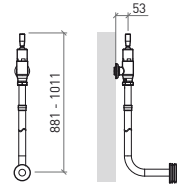
5198341  



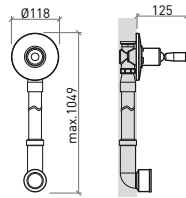
5195941   



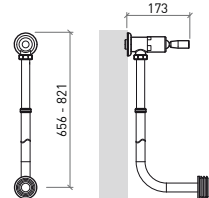
5195741   



5196841   



5194941   

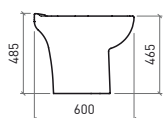


5192941   



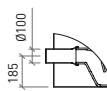
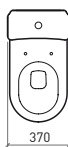
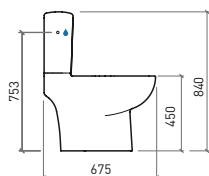
5192941

# PROJET CONFORT



130410

21441



130111  
130113




130021



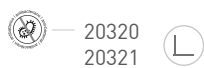
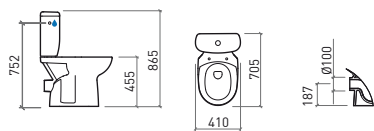
130022



21411

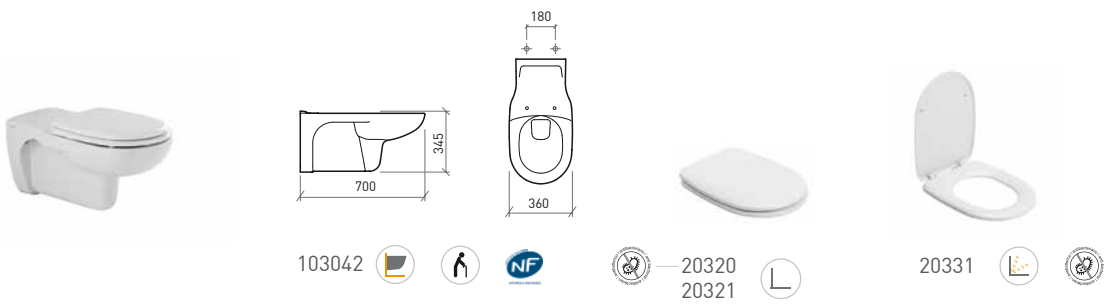


# AVEIRO CONFORT





# AVEIRO 70





**Tampo**  
Cover  
Abattant



**Gaveta**  
Drawer  
Tiroir



**Lavatório de encastrar**  
Countertop basin  
Lavabo à encastrar



**Válvula**  
Pop-up waste  
Vidage



## KIDS



WcKids 438

Babybath 441





## GARANTIA

A Sanindusa assegura aos seus clientes uma garantia de **5 anos** na louça sanitária e na banheira, **2 anos** todos os móveis e acessórios. A garantia apenas cobre defeitos de funcionamento das peças e dos componentes de cada equipamento.

## WARRANTY

Sanindusa ensures a **5-year** warranty for the sanitary ware and the bathtub and **2-years** for the furniture and accessories. The warranty only covers malfunction of pieces and components of the equipment.

## GARANTIE

Les appareils sanitaire et le baignoire Sanindusa sont garantis **5 ans** et les meubles et accessoires, **2 ans**. La garantie ne couvre que les défauts de fonctionnement des pièces et des composants de chaque équipement.

## WCKIDS

Com o objectivo de responder a um nicho de mercado muito específico – equipamento sanitário para crianças, apresentamos a série WCKIDS, destinada a uma faixa etária dos 2 aos 6 anos. O designer Emanuel Rufo autor do projecto, partiu de 3 bases essenciais: facilidade de utilização, segurança, estética direccionada aos mais pequenos. O círculo torna-se o elemento chave do projecto, a partir dele desenvolvem-se todas as peças.

## WCKIDS

With the purpose to answer to a very specific market niche – sanitary equipment for children - we introduce the WCKIDS collection, oriented towards an average age range of 2 to 6 years. The designer Emanuel Rufo, author of the project, started from 3 essential bases: easiness of use, safety and aesthetics addressed to the little ones. As a key element of the project, the circle becomes the base for the development of all the remaining pieces.

## WCKIDS

Afin de répondre à un niche de marché très spécifique - équipement sanitaire pour les enfants, nous présentons une série WCKIDS, pour une tranche d'âge de 2 à 6 ans. Le designer Emanuel Rufo auteur du projet, à démarré avec trois piliers essentiels: la facilité d'utilisation, la sécurité, l'esthétique adaptée aux plus petits. Le cercle devient l'élément clé du projet, a partir du même se développent toutes les pièces.

**Materiais**

Materials | Matériels

vitreous china

ABS

MDF lacado

lacquered MDF

MDF laquée

vidro

glass | verre

compacto fenólico

compact phenolic

compact phénoliques


latão

brass | laiton

inox

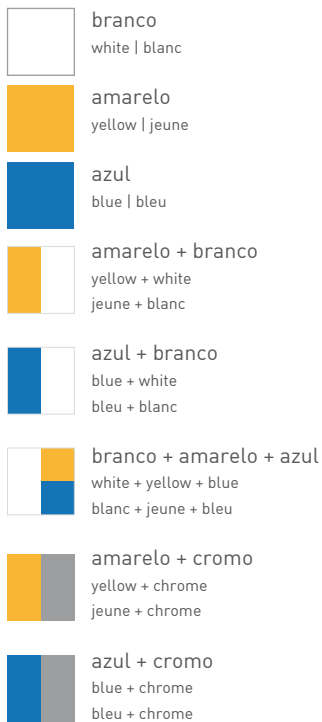
acrílico

acrylic | acrylique



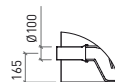
**Acabamentos**

Finish | Finition





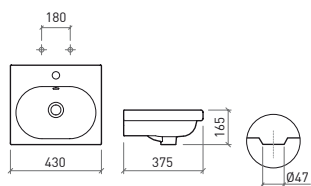
125011



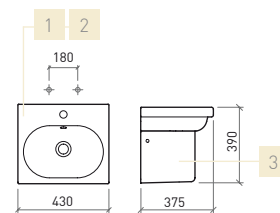
125012



22511 (L)



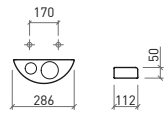
125300  
125310



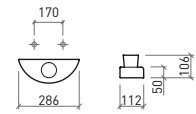
125300 1 125220 3  
125310 2



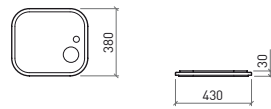
# WCKIDS



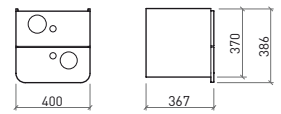
42501 — 125310



42513 — 125310



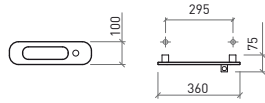
62570



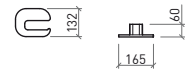
62531 125300   
125310



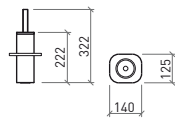
# WCKIDS



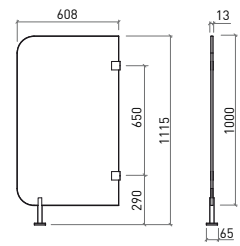
42526



42510



42521 1  
42509 2

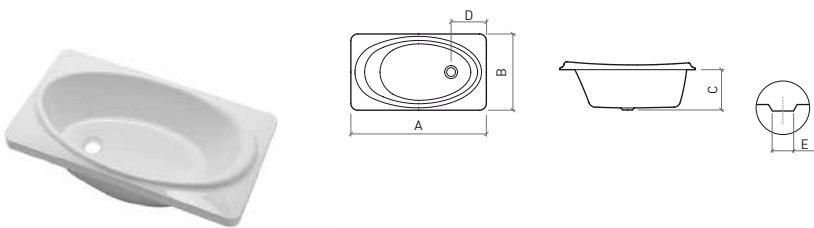


62541





# BABYBATH



		A	B	C	D	E					
806600	<b>80</b>	800	450	177	213	Ø51	4V9411	4V9160	4V9100	4V9111	4V9211
806700	<b>100</b>	1000	500	177	221	Ø51	4V9411	4V9160	4V9100	4V9111	4V9211





**Iluminação**  
Light  
Lumière



**Lavatório de encastrar**  
Countertop basin  
Lavabo à encastrar



**Porta**  
Door  
Porte



**Gaveta**  
Drawer  
Tiroir



**Toalheiro**  
Towel rail  
Porte-serviette



**Desembaciador**  
Defroster  
Dégivreur

## MÓVEIS FURNITURE MEUBLES

WCA	450
<b>N</b> Sanlife	452
Status	454
<b>N</b> Sanibold	456
Advance	457
Vintage	458
Nau	459
Newday	460
Reflex	462
Urb.y Plus	463
Urb.y	464
<b>N</b> Vista	465
Look	466
Área	468
Alicante	471
Linha plus	472
Linha susp	473
Palm	474
Clean	476
Flat	478
Flux	479
Linha	480
Frame	481
Plan	482
Flow	484
Twin	485
Decor	486
<b>N</b> Hi-dden	487
Join	488
Round	489

Móveis para lava roupas  
Furniture for laundry sinks  
Meubles pour bac à laver

Riba 490

Espelho  
Mirror  
Miroir

My Face 491





## GARANTIA

A Sanindusa assegura aos seus clientes uma garantia de **2 anos** todos os móveis. A garantia apenas cobre defeitos de funcionamento das peças e dos componentes de cada equipamento.

## FECHO SMOOVE

É o chamado fecho amortecido para gavetas ou portas nos móveis, que desliza suavemente e de forma silenciosa, para maior comodidade e segurança do utilizador. Este sistema de fecho favorece a durabilidade do móvel uma vez que evita os fortes embates e o ruído.

## INSTRUÇÕES DE LIMPEZA

### Superfícies lacadas

A manutenção e limpeza devem ser efectuadas periódica e regularmente usando para o efeito um pano macio ligeiramente humedecido com água. Por fim passar um pano seco por toda a superfície.

Nunca use quaisquer tipos de detergentes cáusticos ou ácidos, ou que contenham cloro, solventes (diluantes) e produtos abrasivos (esponjas rijas). Não coloque objectos quentes, em contacto directo com as superfícies.

### Superfícies em madeira natural

A madeira e os folheados são materiais naturais e como tal susceptíveis de sofrerem variações de veio e tonalidade. Ambos os materiais são sensíveis à humidade, pelo que todos os líquidos em contacto com as suas superfícies devem ser limpos de imediato.

Para se proceder à limpeza destas superfícies deve-se usar um pano macio e ligeiramente húmido. No caso da existência de salpicos e manchas de gordura, deve-se proceder à sua remoção com o auxílio um pano macio e ligeiramente húmido com sabão neutro.

## WARRANTY

Sanindusa ensures a **2-year** warranty for furniture. The warranty only covers malfunction of pieces and components of the equipment.

## SMOOVE CLOSING

It's called closing damped for drawers or doors of furniture, which slides smoothly and silently, for convenience and user safety. This locking system adds durability to the furniture since it avoids strong impacts and noise.

## CLEANING INSTRUCTIONS

### Lacquered surfaces

Maintenance and cleaning shall be carried out periodically and regularly. Therefore, clean the surfaces using a soft cloth slightly moistened and then dry it with a soft cloth. Never use any type of caustic or acid detergents, or any other products containing chlorine solvents (diluents) and abrasive products (rough sponges). Never place hot objects directly onto the surfaces.

### Natural wood surfaces

The wood and veneers are natural materials. Consequently, they are susceptible to the occurrence of wood veins and shade variations. Both materials are sensitive to moisture. Liquids in contact with the surfaces must be cleaned immediately. In order to clean these surfaces use a soft and moist cloth. Splashes and grease stains shall be removed with a soft cloth slightly moistened with neutral soap.

## GARANTIE

Les meubles Sanindusa sont garantis **2 ans**. La garantie ne couvre que les défauts de fonctionnement des pièces et des composants de chaque équipement.

## FERMETURE SMOOVE

C'est le système de fermeture amorti pour les tiroirs ou portes de meuble qui glisse en douceur et silencieusement, pour le confort et la sécurité de son utilisateur. La fermeture Smoove prolonge la durabilité du meuble puisqu'elle évite les chocs et le bruit.

## INSTRUCTIONS DE NETTOYAGE

### Surfaces laquées

L'entretien et le nettoyage doivent être effectués périodiquement et régulièrement en utilisant un chiffon doux légèrement imprégné d'eau. Pour finir, passer un chiffon sec sur toute la surface. N'utilisez jamais de détergents caustiques ou acides, ou qui contiennent du chlore, des solvants (diluants) et des produits abrasifs (éponges dures). Évitez de placer des objets chaud en contact direct avec les surfaces.

### Surfaces en bois naturel

Le bois et les plaqués en bois sont des matériaux naturels qui sont susceptibles à des variations de type de bois et de teinte. Ces deux matériaux sont sensibles à l'humidité, de cette forme, tous les liquides qui soient mis en contact avec ces surfaces doivent être nettoyés immédiatement. Pour réaliser le nettoyage, de ces surfaces, utilisez un chiffon doux et légèrement humidifié. Au cas où il y ait des éclaboussures et des tâches de graisse il faut les enlever à l'aide d'un chiffon doux et légèrement humidifié avec du savon neutre.

## INSTRUÇÕES DE LIMPEZA

### Superfícies metálicas

Para que as superfícies metálicas mantenham um bom aspecto, não deixar acumular calcário (existente na água) e resíduos de sabão.

A sua limpeza, deve fazer-se usando, um pano macio com água morna e sabão neutro. Para um acabamento perfeito, limpar com a ajuda de um pano suave e seco ou com um pano de camurça.

Nunca em circunstância alguma utilize produtos abrasivos, seja em creme ou líquido. São absolutamente proibidos os esfregões (quer sejam de aço, alumínio ou materiais sintéticos) assim como esponjas artificiais. Nunca use produtos de limpeza com ácidos ou bases activos, como sejam por exemplo determinados produtos para remover calcário/desfazer incrustações.

### Partes móveis

Para que as dobradiças e corrediças funcionem bem, colocar um pouco de óleo específico para dobradiças nas zonas de desgaste, evitando assim ruídos estranhos e prolongando o tempo de vida útil do móvel.

### Vidros

Os vidros foscos ou pintados devem ser utilizados com a face tratada para baixo ou interior. Evitar batidas, principalmente nas bordas que são pontos frágeis mesmo em vidros temperados. Não apoiar objectos quentes ou gelados directamente sobre os vidros.

## CLEANING INSTRUCTIONS

### Metallic surfaces

In order to get the best appearance of metallic surfaces we recommend you to keep all the surfaces free from calcium deposits (in water) and neutral soap residues. During the cleaning you shall use a soft cloth with warm water and neutral soap.

For a perfect finishing, clean the surface with a soft and dry cloth or a chamois leather.

Never under any circumstances use liquid or cream aggressive cleaning products. Steel wool, aluminium or synthetic cleaning cloths as well as artificial sponges are absolutely forbidden.

Never use cleaning products with acid or active substance components, such as some available products to remove limestone or to dissolve scale deposits.

### Furniture parts

For a perfect functioning of the hinges and slide runners, drop a little bit of lubricant for hinges on the wear metal parts. This operation will avoid strange noises and will extend the lifetime of your bathroom furniture.

### Glasses

The frosted or painted glasses shall be used with the treated side down or turned towards the interior. Avoid crashes, especially on the brims once they are easily breakable even in tempered glass.

Do not place hot or cold objects directly onto the glass.

## INSTRUCTIONS DE NETTOYAGE

### Surfaces en métal

Afin que les surfaces en métal maintiennent un bon aspect, il ne faut pas laisser accumuler le calcaire (qui existe dans l'eau) et les résidus de savon neutre.

En ce qui concerne le nettoyage, il doit être effectué en utilisant pour cela un chiffon doux imprégné avec de l'eau tiède et du savon. Pour terminer d'une forme parfaite, il faut nettoyer à l'aide d'un chiffon doux et sec ou avec un chiffon d'entretien peau de chamois.

Ne jamais utiliser de produits abrasifs, que se soit sous forme de crème ou sous forme liquide. Les éponges grattantes sont totalement interdites (qu'elles soient en acier, en aluminium ou en matériaux synthétiques) ainsi que les éponges artificielles.

Ne jamais utiliser de produits de nettoyage avec des acides ou des bases actifs, comme par exemple certains produits qui servent à enlever le calcaire et le tartre.

### Parties mobiles

Pour que les parties coulissantes/tournantes fonctionnent bien, il faut y verser un peu d'huile destiné aux parties coulissantes sur les zones d'usure, en évitant ainsi les bruits étranges et en prolongeant la durée de vie du meuble.

### Verres

Les verres dépolis ou peints doivent être utilisés avec la face traitée vers le bas ou vers l'intérieur. Évitez d'y battre, principalement sur les rebords qui sont des zones fragiles même sur des verres trempés. N'appuyez pas directement d'objets chauds ou gelés sur les verres.

Materials Materials Matériels	MÓVEIS FURNITURE   MEUBLES	ESPELHO MIRROR   MIROIR	LÂMPADA LAMP   LAMPE
WCA 450	MDF hidrófugo <b>lacado</b> ; corian (tampas); chapa de aço <b>lacado</b> (coluna) <b>lacquered</b> MDF moisture resistant; corian (top); <b>lacquered steel</b> (pedestal) MDF hydrofuge <b>laqué</b> ; corian (dessus); acier <b>laqué</b> (colonne)	MDF hidrófugo MDF moisture resistant MDF hydrofuge	incandescente - 230V/60W incandescent - 230V/60W
STATUS 454	aglomerado melamínico (gaveta); estratificado revestido a <b>melamina</b> (móvel) melamine particleboard (drawer); laminate <b>melamine coated</b> (furniture) panneau de particules mélaminé ( tiroir); stratifié <b>mélaminé</b> (meuble)		
ADVANCE 457	MDF hidrófugo <b>lacado</b> <b>lacquered</b> MDF moisture resistant MDF hydrofuge <b>laqué</b>	MDF hidrófugo MDF moisture resistant MDF hydrofuge	lâmpada 100W lamp 100W lampe 100W
VINTAGE 458	MDF hidrófugo <b>folheado</b> MDF moisture resistant <b>veneer face coated</b> MDF hydrofuge avec <b>placage</b>	MDF hidrófugo MDF moisture resistant MDF hydrofuge	fluorescente - 220V/6W fluorescent - 220V/6W fluorescente - 220V/6W
NAU 459	aglomerado hidrófugo <b>folheado</b> agglomerate moisture resistant <b>veneer face coated</b> panneaux de particules mélaminé hydrofuge avec <b>placage</b>	aglomerado hidrófugo agglomerate moisture resistant agglomérer hydrofuge	fluorescente - 220V/8W fluorescent - 220V/8W fluorescente - 220V/8W
NEWDAY 460	aglomerado hidrófugo <b>folheado ou lacado</b> (portas móvel 80   laterais móvel 80/100) MDF hidrófugo <b>folheado ou lacado</b> (portas móvel 100); Vidro <b>temperado ou lacado</b> (tampo) agglomerate moisture resistant (80 furniture doors   side 80/100 furniture) MDF moisture resistant veneer face <b>coated or lacquered</b> (100 furniture doors); glass <b>tempered or lacquered</b> (top) painneau de particules mélaminé hydrofuge (portes du meuble 80   côtés 80/100) MDF hydrofuge avec <b>placage ou laqué</b> (portes du meuble 100); verre <b>trempe ou laqué</b> (dessus)	aglomerado hidrófugo agglomerate moisture resistant agglomérer hydrofuge	fluorescente - 220V/8W fluorescent - 220V/8W fluorescente - 220V/8W
REFLEX 462	MDF hidrófugo <b>folheado ou lacado</b> ; contraplacado fenólico (laterais e portas) MDF moisture resistant <b>veneer face coated or lacquered</b> ; polywood phenolic (laterals and doors) MDF hydrofuge avec <b>placage ou laqué</b> ; contreplaqué phénolique (portes et côtés)		
URB.Y PLUS 463	aglomerado hidrófugo revestido a HPL agglomerate moisture resistant <b>HPL coated</b> panneau de particules mélaminé hydrofuge avec revêtement en HPL		
URB.Y 464	aglomerado hidrófugo <b>lacado</b> ; vidro (prateleira) <b>lacquered</b> agglomerate moisture resistant; glass (shelf) Painneau de particules mélaminé hydrofuge <b>laqué</b> ; verre (tablette)	aglomerado hidrófugo agglomerate moisture resistant agglomérer hydrofuge	
LOOK 466	MDF hidrófugo <b>lacado</b> (gaveta); aglomerado hidrófugo revestido a <b>melamina</b> (móvel) <b>lacquered</b> MDF moisture resistant (drawer); agglomerate moisture resistant <b>melamine coated</b> (furniture) MDF hydrofuge <b>laqué</b> ( tiroir); panneaux de particules mélaminé hydrofuge (meuble)		
ÁREA 468	aglomerado hidrófugo <b>melaminado ou com PVC</b> agglomerate moisture resistant <b>melamine or PVC coated</b> panneaux de particules <b>mélaminé</b> hydrofuge ou avec PVC	zamak/ferro (aplique) zamak-iron (light) zamak fer (applique)	led G9 - 40W
ALICANTE 471	MDF hidrófugo <b>folheado ou lacado</b> MDF moisture resistant <b>veneer face coated or lacquered</b> MDF hydrofuge avec <b>placage ou laqué</b>		
LINHA PLUS 472	aglomerado hidrófugo revestido a <b>melamina</b> (móvel) ou <b>termolaminado</b> (portas) agglomerate moisture resistant <b>melamine coated</b> (furniture) or <b>thermolaminated coated</b> (doors) panneaux de particules brutes hydrofuge <b>mélaminé</b> (meuble) ou <b>thermostratifié</b> (portes)	latão (aplique) brass (light) laiton (applique)	led G9 - 40W
LINHA SUSP 473	aglomerado hidrófugo revestido a <b>melamina</b> ; vidro (portas) agglomerate moisture resistant <b>melamine coated</b> ; glass (doors) panneaux de particules <b>mélaminé</b> hydrofuge; verres (portes)	aglomerado hidrófugo agglomerate moisture resistant agglomérer hydrofuge	halogénio - 12V/20W halogen - 12V/20W halogène - 12V/20W
PALM 474	aglomerado hidrófugo revestido a <b>melamina</b> (móvel) ou <b>termolaminado</b> (portas) agglomerate moisture resistant <b>melamine coated</b> (furniture) or <b>thermolaminated coated</b> (doors) panneaux de particules brutes hydrofuge <b>mélaminé</b> (meuble) ou <b>thermostratifié</b> (portes)	latão (aplique) brass (light) laiton (applique)	led G9 - 40W
CLEAN 476	aglomerado hidrófugo revestido a HPL (laminados de alta pressão) agglomerate moisture resistant <b>HPL coated</b> (high pressure laminates) panneaux de particules mélaminé hydrofuge en HPL (stratifiés haute-pression)		
FLAT 478	MDF revestido a <b>melamina</b> (laterais, costas e fundo e laterais da gaveta) OU <b>lacado</b> (frente da gaveta) MDF <b>melamine coated</b> (laterals, back and bottom and laterals of the drawer) OR <b>lacquered</b> (drawer front) MDF <b>mélaminé</b> (caisson, arrière et dessous et caisson du tiroir) OU <b>laqué</b> (façade du tiroir)		
FLUX 479	aglomerado hidrófugo revestido a <b>melamina</b> agglomerate moisture resistant <b>melamine coated</b> panneaux de particules <b>mélaminé</b> hydrofuge		
LINHA 480	MDF hidrófugo revestido a PVC MDF moisture resistant <b>PVC coated</b> MDF hydrofuge avec revêtement en PVC	MDF hidrófugo MDF moisture resistant MDF hydrofuge	halogénio - 12V/20W halogen - 12V/20W halogène - 12V/20W
FRAME 481	cerâmica; vidro (prateleira) ceramics; glass (shelf) céramique; verre (tablette)		
PLAN 482	MDF hidrófugo revestido a <b>veladura</b> ; vidro fosco (porta, móvel, coluna) colored MDF moisture resistant; frosted glass (furniture, column, doors) MDF hydrofuge avec coloration; verre mat (portes, meuble, colonne)	MDF hidrófugo MDF moisture resistant MDF hydrofuge	halogénio - 12V/40W halogen - 12V/40W halogène - 12V/40W
FLOW 484	MDF hidrófugo <b>folheado</b> <b>veneer face coated</b> MDF moisture resistant; MDF hydrofuge avec <b>placage</b>	MDF hidrófugo MDF moisture resistant MDF hydrofuge	
TWIN 485	aglomerado hidrófugo revestido a <b>melaminado</b> (móvel) OU <b>termolaminado</b> (portas e tampo) agglomerate moisture resistant coated in <b>melamine</b> (furniture) OR <b>thermolaminated</b> (doors and top) panneaux de particules <b>mélaminé</b> hydrofuge (meuble) ou <b>thermostratifié</b> (portes et dessus)	latão (aplique) brass (light) laiton (applique)	led G9 - 40W
DECOR 486	MDF hidrófugo <b>folheado ou lacado</b> MDF moisture resistant <b>veneer face coated or lacquered</b> MDF hydrofuge avec <b>placage ou laqué</b>	MDF hidrófugo MDF moisture resistant MDF hydrofuge	halogénio - 12V/20W halogen - 12V/20W halogène - 12V/20W
JOIN 488	MDF hidrófugo <b>lacado</b> ; vidro temperado 8mm (tampo e portas) <b>lacquered</b> MDF moisture resistant; 8mm tempered glass (top and doors) MDF hydrofuge <b>laqué</b> ; verre trempé 8mm (dessus et portes)		
ROUND 489	cortiça; cortiça e corian (porta) cork; cork and corian (door) liège; liège et corian (porte)		




Acabamentos Finish/Finition	LOOK 466	ÁREA 468	ALICANTE 471	LINHA PLUS 472	LINHA SUSP 473	PALM 474	CLEAN 476	FLAT 478	FLUX 479	LINHA 480	FRAME 481
branco white   blanc	● + CINZA CLARO LIGHT GREY GRIS CLAIR	●	●	●		●	●	● + CINZA GREY GRIS			●
carvalho oak   chêne									●		
wengue		●		●		●					
faia beech   hêtre			●	●	●	●				●	
vermelho red   rouge		●		●		●	●				
cinza grey   gris		●		●		●					
nogueira walnut   noyer				● PORTAS DOORS PORTES		● PORTAS DOORS PORTES					
metalizado metallic   argent											
verde green   vert											
panga-panga											
laranja orange											
cinza claro light grey   gris clair											
cortiça cork   liège											
cortiça/branco cork/white   liège/blanc											
preto black   noir											
zebrano											
cuzco		●									
carvalho escuro dark oak   chêne foncé							●				
tulipié fumé		●					●				
cherry roman											
bétula birch   bouleau											
bege beige		●									

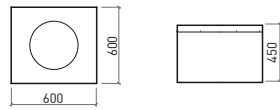


**Acabamentos**  
Finish|Finition

PLAN 482    FLOW 484    TWIN 485    DECOR 486    HI-DEN 487    JOIN 488    ROUND 489    RIBA 490

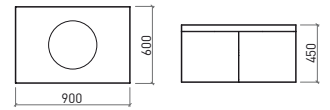
- branco**  
white | blanc
- carvalho**  
oak | chêne
- wengue**
- faia**  
beech | hêtre
- vermelho**  
red | rouge
- cinza**  
grey | gris
- noqueira**  
walnut | noyer
- metalizado**  
metallic | argent
- verde**  
green | vert
- panga-panga**
- laranja**  
orange
- cinza claro**  
light grey | gris clair
- cortiça**  
cork | liège
- cortiça/branco**  
cork/white | liège/blanc
- preto**  
black | noir
- zebrano**
- cuzco**
- carvalho escuro**  
dark oak | chêne foncé
- tulipié fumé**
- cherry roman**
- bétula**  
birch | bouleau
- bege**  
beige



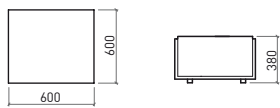


61103 — 111360

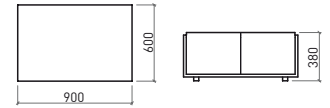
61102 — 111360



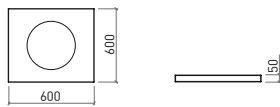
61104 — 111360



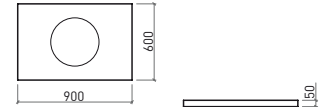
61120



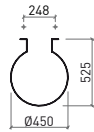
61121



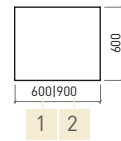
61192 — 111360



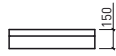
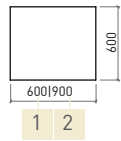
61193 — 111360



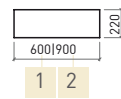
61130



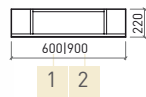
61190 1  
61191 2



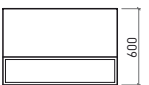
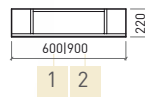
61100 1  
61101 2



61133 1  
61134 2

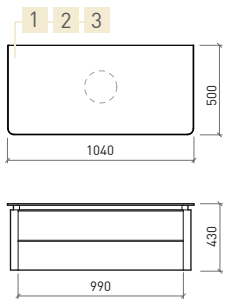


61170 1  
61171 2

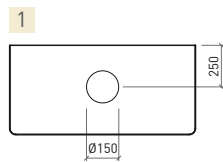


61172 1  
61173 2

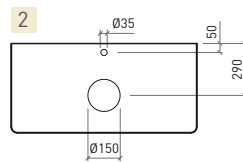




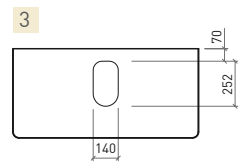
61920 



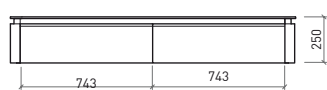
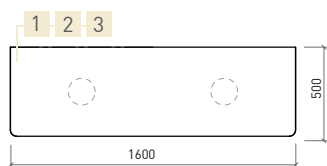
**61990** 136339  
136349  
136739  
136749  
136389  
136399  
136789  
136799  
136379  
136779



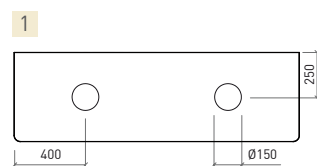
**61991** 136339  
136349  
136739  
136749  
136389  
136399  
136789  
136799  
136379  
136779



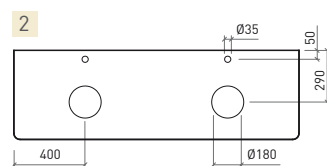
**61992** 136330  
136340  
136730  
136740  
136380  
136390  
136780  
136790  
136770



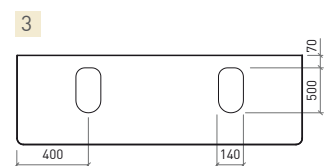
61930



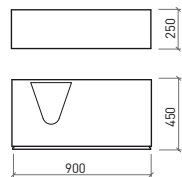
61996 136339  
136739  
136389  
136789  
136379  
136779



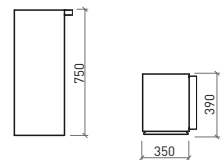
61997 136339  
136739  
136389  
136789  
136379  
136779



61998 136330  
136730  
136380  
136780  
136770  
136370

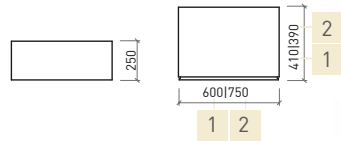


62321  — 123310 

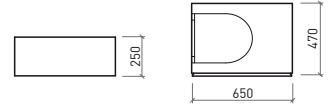


62331  

# STATUS



62320 1  
62300 2



62301 — 123350



# SANIBOLD

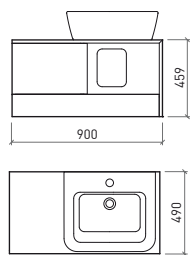
NEW



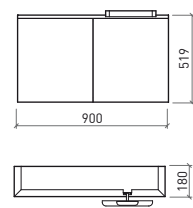
61801   137300  
137310 



# ADVANCE

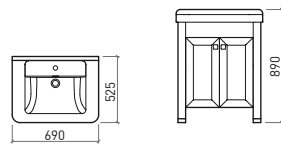



62702   127320  
127310 

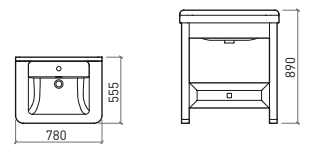


62771  

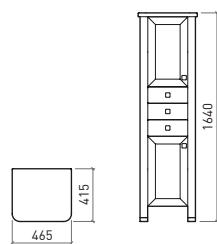
# VINTAGE



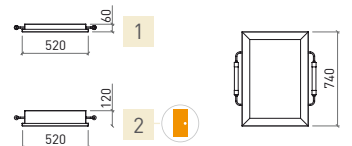
61700   117320  117321



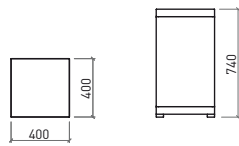
61702   117330  117331



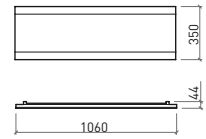
61730  




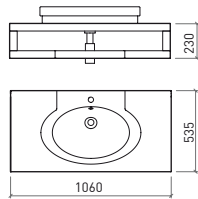
61770  1  61771  2



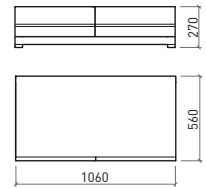
66130 



66170  
6A6101 



66101 — 106320 



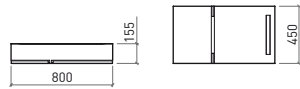
66120 



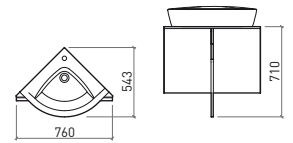


61300			61301		
61390			61394		
113320 113770	61390	61393	113320 113770	61394	
61393			61395		
113350			113720		
61392			61396		
113710	61392	61391	113710	61395	61396
61391					
113720					

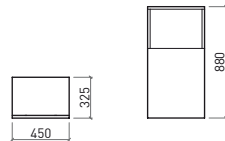
# NEWDAY



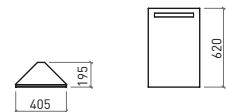
61370  




61302  — 113700 



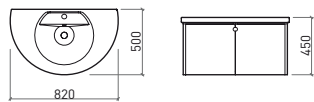
61330 



61371 



# REFLEX

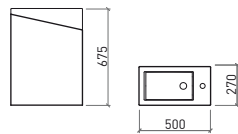


61201  — 112770 




\* misturadora descontinuada | discontinued mixer | mitigeur discontinué

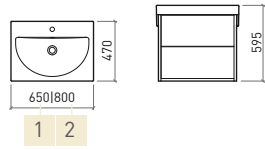
# URB.Y PLUS



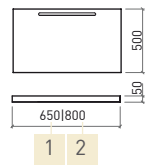
64602  — 146350 



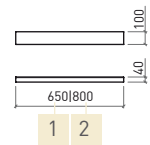
# URB.Y



64000 1 — 140350  
 64001 2 — 140360



64072 1  
 64073 2

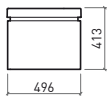
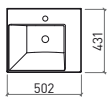


64033 1  
 64034 2

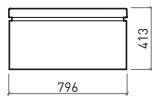
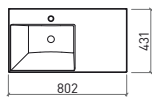




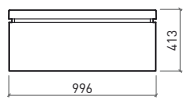
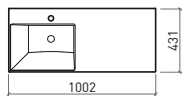
# VISTA




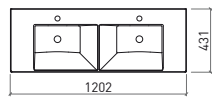
60802 — 109400



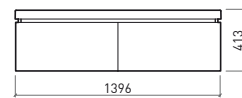
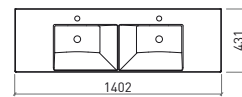
60820 — 109410



60821 — 109420



60830 — 109430

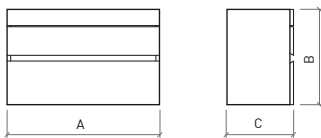


60831 — 109440



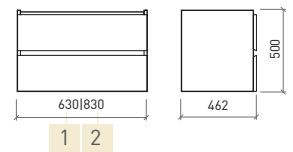


# LOOK



	A	B	C	
63430*	63	600	500	350
63431*	83	800	500	350
63440*	103	1000	500	350



\* disponível em 2016 | available in 2016 | disponible en 2016

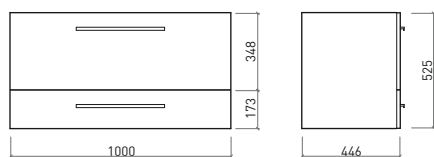


63420 1 — 134350  
 63421 2 — 134360





		A	B	C	
65120	<b>60</b>	600	350	446	108480
65220	<b>70</b>	700	350	446	109480
65320	<b>80</b>	800	350	446	108490
67620	<b>90</b>	900	350	446	109980



65421 — 109480 



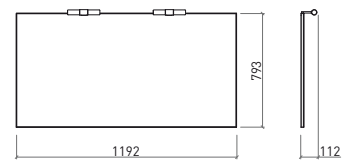
# ÁREA



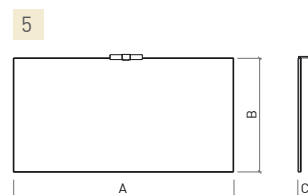
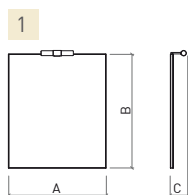
**puxador integrado**  
bege e tulipier fumé\* texturados

**integrated handle**  
textured beige and tulipier fumé\*

**poignée intégrée**  
beige et tulipier fumé\* texturé



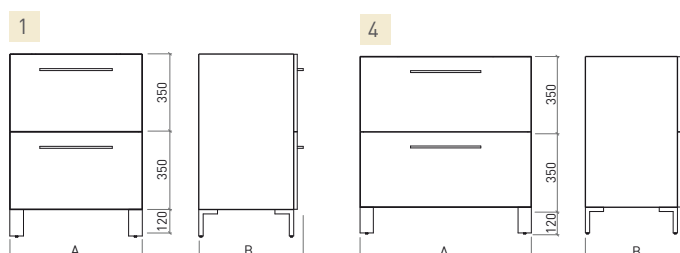
65171



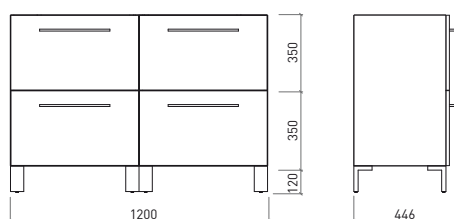
		A	B	C
1	65170	60	592	793
2	65270	70	692	793
3	65370	80	792	793
4	67670	90	892	793
5	65470	100	992	793

\* sob pedido | option by special order | sur demande

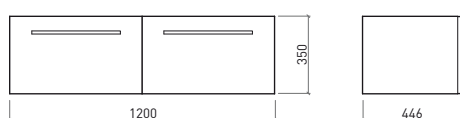
# AREA



		A	B	
1	65121	60	600	446
2	65221	70	700	446
3	65321	80	800	446
4	67621	90	900	446

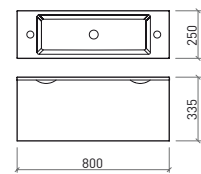
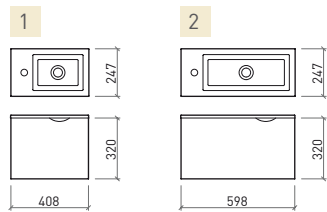


65131 — 109490



65130 — 109490

# ALICANTE

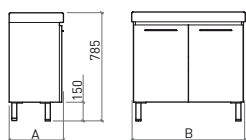


1 61401  - 118910   
2 61501  - 118920 

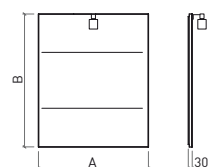
62601  - 118990 



# LINHA PLUS



	A	B	
63501	55	419	520   108870
63601	60	419	570   108880
63701	70	419	670   108890
63801	80	419	770   108900
63901	90	419	870   108910   108920



	A	B
63571	55	550
63671	60	600
63771	70	700
63871	80	800
63971	90	900



	A	B
63570	55	550
63670	60	600
63770	70	700
63870	80	800
63970	90	900





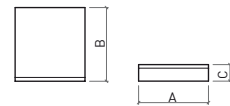
# LINHA SUSP




		A	B	C	
68702	<b>55</b>	550	450	485	108870
68802	<b>60</b>	600	450	485	108880
68902	<b>70</b>	700	450	485	108890
69002	<b>80</b>	800	450	485	108900
69102	<b>90</b>	900	450	485	108910

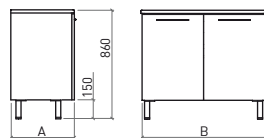




6A870236

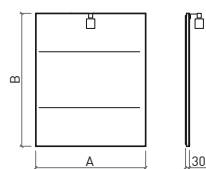



		A	B	C	
68872	<b>55</b>	550	580	146	6A870236
68972	<b>70</b>	700	580	146	6A870236
69072	<b>80</b>	800	580	146	6A870236
69172	<b>90</b>	900	580	146	6A870236

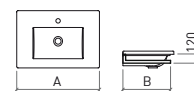






		A	B	
64701	80	501	770	109835
64801	100	501	970	109875



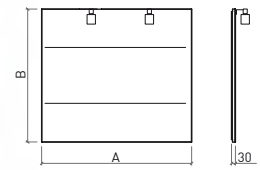
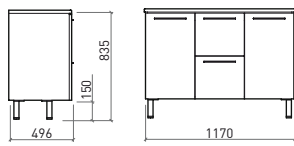
		A	B
63871	80	800	440
63870	80	800	1050
64871	100	1000	440
64870	100	1000	1050




		A	B	
40403	50	500	380	109810
40405	65	650	430	109820
40404	80	800	480	109830
40404	100	1000	480	109870
40404	120	1200	480	109880



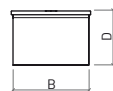
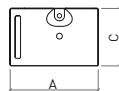
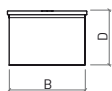
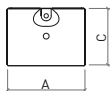
# PALM








64901  — 109885 

	A		B
64971	120	1200	440
64970	120	1200	1050








		A	B	C	D	
65520	<b>63</b>	630	602	465	430	108400
65620	<b>83</b>	835	800	465	430	108420
65720	<b>103</b>	1030	1000	465	430	108440

		A	B	C	D		
65520	<b>63</b>	715	602	465	430	108410	
65620	<b>83</b>	920	800	465	430	108430	
65720	<b>103</b>	1112	1000	465	430	108450	



# CLEAN



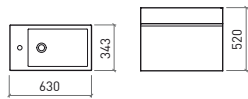
65820  108460 



65820  108470  



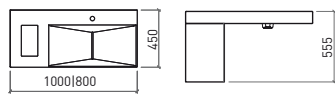
# FLAT



64302  — 109890 



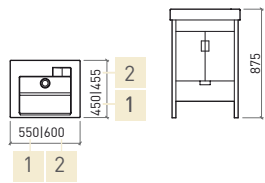
# FLUX



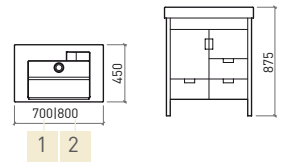
- 1 60920  > 109790 
- 2 60900  > 109770 



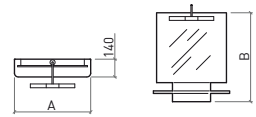
# LINHA



- 1 68701 — 108870
- 2 68801 — 108880



- 1 68901 — 108890
- 2 69001 — 108900

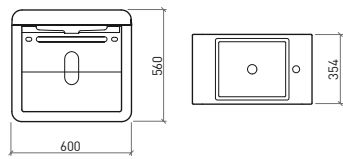


		A	B
68870	60	600	700
68970	70	750	700
69070	80	850	700



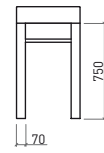


# FRAME

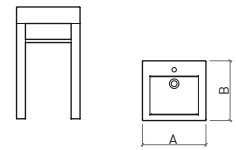


109599 — 109320 

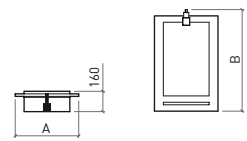




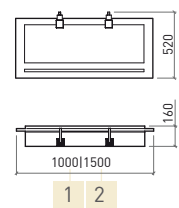
\*68032



		A	B	
5A080380	50	500	475	108800
5A080381	75	750	470	108810
5A080382	100	1000	470	108820
5A080383	150	1500	470	108830

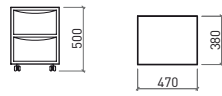


		A	B
68070	50	500	800
68170	75	750	520

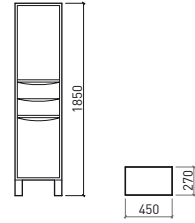


68270	1	
68370	2	


# PLAN



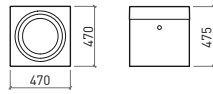
68031 



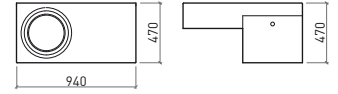
68030  



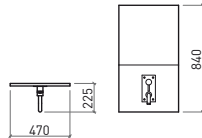
# FLOW



64201  — 109840 



64231  — 109850 



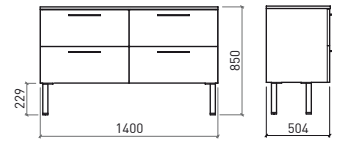
64272



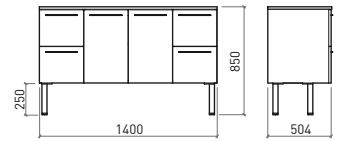
64270



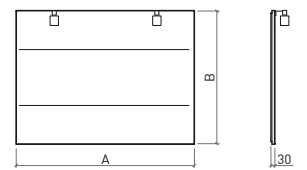
# TWIN



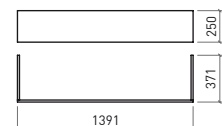
64620



64501



	A	B
64571	140	1400 440
64570	140	1400 1060



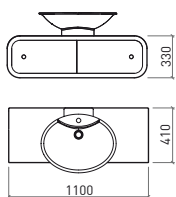
6A4639



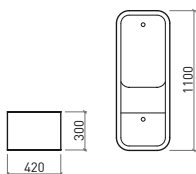
# DECOR



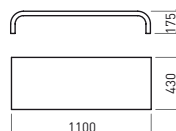
lavatório descontinuado | washbasin discontinued | lavabo discontinu 



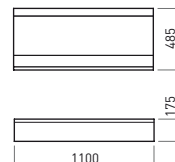
67401 



67430  





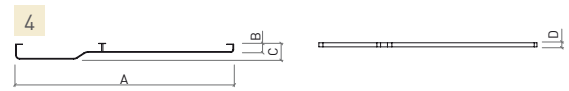
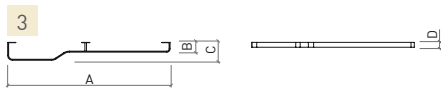
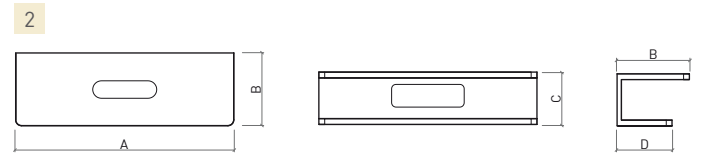
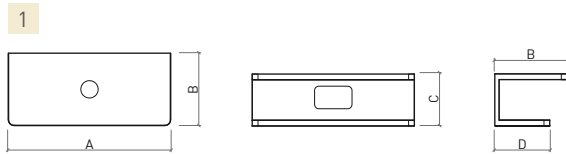
67432 



67470 

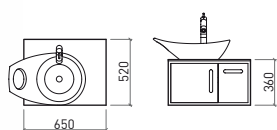
# HI-DDEN

		A	B	C	D			
1	61601	60	1000	500	360	380	41606	109930
2	61602	120	1600	500	360	380	41607	109940
3	41606	60	999	60	110	30		
4	41607	120	1599	60	110	30		



o lavatório é reversível | reversible washbasin | lavabo réversible  
 toalheiro não disponível | towel rail not available | porte serviette non disponible

# JOIN



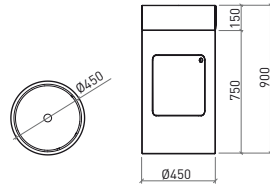
64400   > 109710 

64401





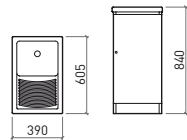
# ROUND



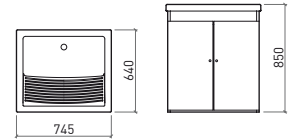
67530  — 108990 



# RIBA



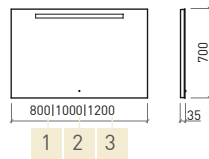
66040  — 108600 



66340  — 108630 

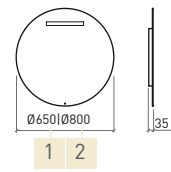



# MY FACE



1 2 3

- 66670 1
- 66770 2
- 66870 3



1 2

- 67070 1
- 67170 2





**Furação pré-esboçada**  
Holes pre-sketched  
Trous pré-esquisse



**Tapa furos**  
Hole cover  
Cache



**Válvula**  
Pop up waste  
Vidage

**LAVA-LOUÇAS  
SINKS  
ÉVIERS**



Lusitano	496
Troia	498
Belfast	499
Cuba & Plano	500



## GARANTIA

A Sanindusa assegura aos seus clientes uma garantia de **5 anos** nos lava loiças.  
A garantia apenas cobre defeitos de funcionamento das peças e dos componentes de cada equipamento.

## WARRANTY

Sanindusa ensures a **5-year** warranty for the sinks.  
The warranty only covers malfunction of pieces and components of the equipment.

## GARANTIE

Les éviers Sanindusa sont garantis **5 ans**.  
La garantie ne couvre que les défauts de fonctionnement des pièces et des composants de chaque équipement.

## OS NOSSOS LAVA LOUÇAS

Os lava-louças da Sanindusa são produzidos em Fine fireclay (FFC), um material altamente reutilizável. Este material caracteriza-se pela sua resistência ao desgaste e às altas temperaturas, durabilidade e suavidade ao toque.  
Com uma gama ampla e diversificada, os lava-louças Sanindusa marcam pela sua ampla oferta, seja ao nível dos formatos, das tipologias ou dos estilos.

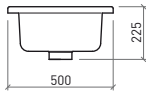
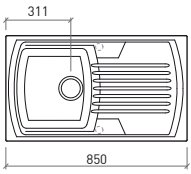
## OUR SINKS

The Sanindusa sinks are produced in Fine fire clay (FFC), an highly reusable material.  
This material is characterized by its wear resistance and high temperatures, durability and soft touch.  
With a wide and diversified range, the Sanindusa sinks are distinguished by its wide range, either in terms of shapes, types or styles.

## NOS ÉVIERS

Les éviers Sanindusa sont fabriqués en Fine Fireclay (FFC), un matériau réutilisable qui se caractérise par sa résistance à l'usure et aux hautes températures, par sa durabilité et du fait qu'il soit agréable au toucher.  
Avec une gamme ample et diversifiée, les éviers Sanindusa proposent un large choix de modèles, tant au niveau des formats, comme au niveau des typologies ou encore des styles.





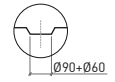
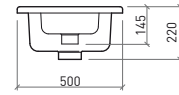
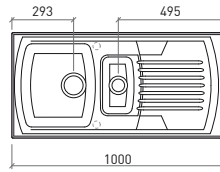
7220



47221



4714



7221



47221

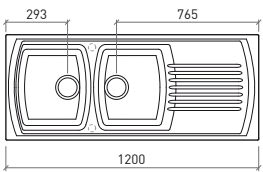


4821

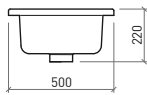




# LUSITANO



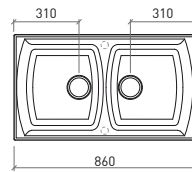
7222



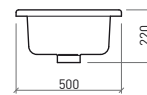
47221



4716



7223



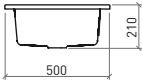
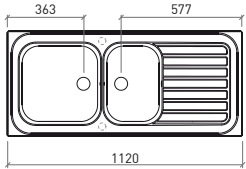
47221



4716



# TROIA



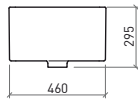
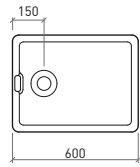
707100 

 47221

 4707



# BELFAST



7400



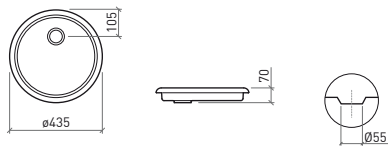
474011 4730\*

\* sifão | syphon | siphon





# CUBA E PLANO

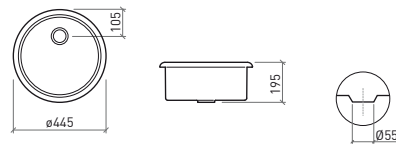


7210



474011

4730\*



7200



474011

4730\*

\* sifão | syphon | siphon



Os produtos apresentados seguem especificações técnicas internas da SANINDUSA, baseadas nas normas internacionais em vigor.

As cores e dimensões das peças são meramente indicativas.

Os produtos fotografados podem não corresponder exatamente ao produto final devido ao conceito gráfico do catálogo.

Alguns acessórios presentes nos ambientes podem não estar disponíveis para a venda e/ou a SANINDUSA não ser responsável pela sua venda e estão limitados ao stock existente.

Reservamos para nós o direito de fazer alterações técnicas que permitam melhorar a funcionalidade dos nossos produtos, sem aviso prévio.

**Consultar disponibilidade/prazo dos novos produtos antes de efetuar encomenda.**

The advertised products follow Sanindusa internal technical specifications, and these are based on international standards in force.

The product colors and dimensions are merely indicative.

The photographed products may not correspond exactly to the final product due to the catalogue graphic concept.

Some accessories shown in the contexts may not be available for sale and/or SANINDUSA may not be responsible for their sale and are limited to the existing stock.

Sanindusa retains for itself the right to perform technical changes that allow it to improve the functionality of Sanindusa products without prior notice.

**Check availability / delivery date of new products before making order.**

Les produits annoncés suivent les spécifications techniques internes de Sanindusa et se basent aux normes internationales en vigueur.

Les couleurs et dimensions des produits sont simplement indicatives.

Les produits photographiés peuvent ne pas correspondre exactement au produit final en raison du concept graphique du catalogue sous réserve de disponibilité.

Quelques accessoires présents dans les ambiances, peuvent ne pas être disponibles pour vente et/ou SANINDUSA peut ne pas être responsable pour sa vente.

Sanindusa se réserve le droit d'effectuer altérations techniques qui permettent améliorer la fonctionnalité des produits SANINDUSA, sans notification préalable.

**Consulter la disponibilité/délai des nouveaux produits avant de passer commande**

Sanindusa - Indústria de Sanitários, S.A.  
Zona Industrial Aveiro Sul - P.O.Box 43  
3811-901 Aveiro, Portugal

Tel. +351 234 940 250  
Fax. +351 234 940 266  
sanindusa@sanindusa.pt



sanindusa  
GRUPO

*prime*  
Indústria de Sanitários  
Medicinação de Acabamento



